

Trade and Market Headlines West Darfur



Darfur Development and Reconstruction Agency

www.dra-sudan.org • mzakaria065@gmail.com



Gerald J. and Dorothy R. Friedman School of Nutrition Science and Policy



December 2014 to February 2015

• **Cereal prices** were stable or on a downward trend in most of West Darfur's markets this quarter (December 2014 to February 2015), reflecting the fact that this was the harvest season, especially January and February. This harvest season was good owing to good levels of rainfall during the rainy season, and production was better than last year. See Figure 1. Compared to February 2014, the price of millet in February 2015 was the same in Foro Baranga, but slightly up in Kereinik and El Geneina. See Figure 2.

Sorghum prices were also stable or on a downward trend (e.g. in Foro Baranga), although there were exceptions, such as El Geneina where prices increased slightly, reflecting high levels of consumption and demand for sorghum for animal fodder.

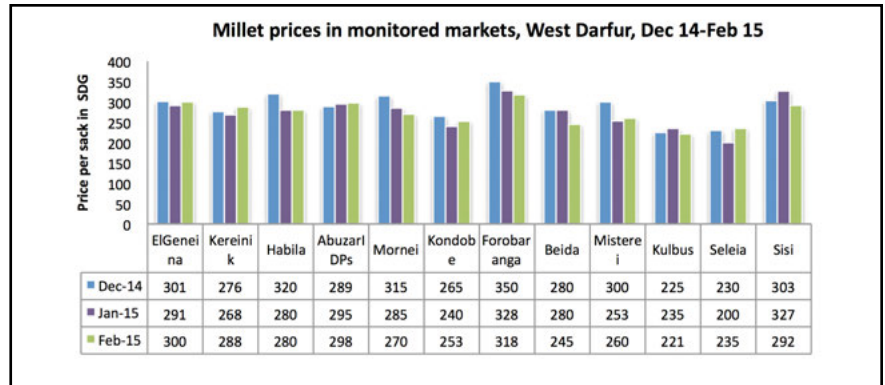


Figure 1: Millet prices in monitored markets, West Darfur, December 2014 to February 2015

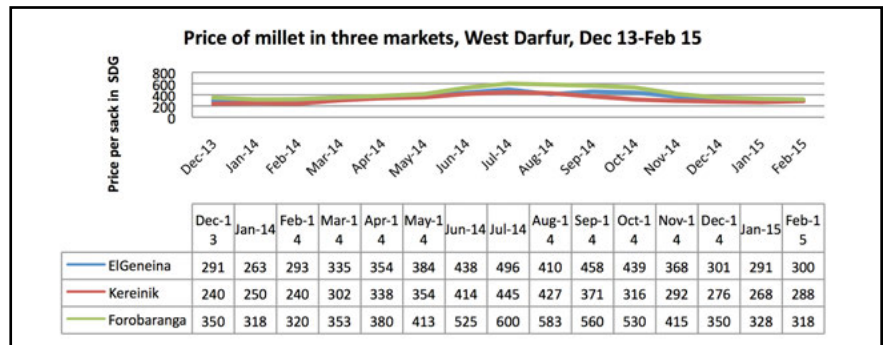


Figure 2: Millet prices in three markets in West Darfur, December 2013 to February 2015

Background and methodology

The goal of this community-based market monitoring initiative is to deepen analysis and understanding of the shifting patterns of trade and markets in Darfur, on an ongoing basis for key agricultural and livestock commodities, to identify how livelihoods and the economy can be supported through trade, and to identify peace-building opportunities through trade. Five CBOs plus DRA are monitoring 11 markets across West Darfur, including two markets in IDP camps, on a weekly basis. Quantitative data, for example the price of Darfur's main cereals, livestock, cash crops and fruits and vegetables are collected weekly as well as qualitative data, for example on sources of supply. Some data are collected on a monthly basis, for example transport costs, transport routes and the impact of the conflict on flows of commodities. DRA holds quarterly analysis workshops with the CBO enumerators.

Participating CBOs and the markets they monitor

El Massar Organization for Nomad Development and Environment Conservation (MONEC) [El Geneina, Kereinik and Habila]

Pioneers of Peace and Development Organization (PPDO) [Mornei and Kirinding IDP camp]

Community Development Association (CDA) [Foro Baranga and Kondobe]

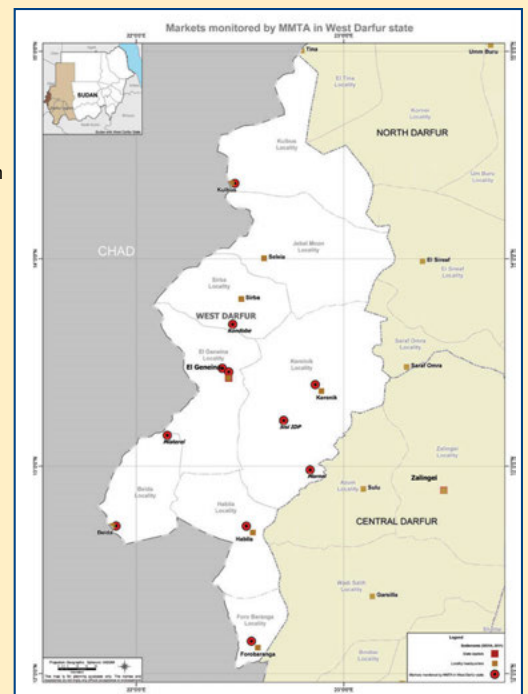
Beida Organization for Relief and Development (BORD) [Beida and Mistere i]

Sarabeel Organization for Services and Development (SOSD) [Kulbus]

Darfur Development and Reconstruction Agency (DRA) [El Geneina and Sisi IDP camp]



This project is funded by the EU



- **Livestock prices** were generally stable this quarter. **Sheep** and **cattle** prices remained stable because the animals stayed relatively close to market, in part due to conflict in areas such as Um Dukhun, Saraf Omra and Sereif, causing pastoralists to stay close to more stable towns. See Figures 3-5.

The price of **export camels** rose compared with the previous quarter as export traders in Forobaranga started to buy camels via agents to send to Egypt. But the camel trade to Libya is suspended due to the continued political instability there, and unsafe passage.

- **Cash crops: Groundnut prices** increased sharply due to low production, despite this quarter being harvest season. Even though the rainy season was better than last year there was heavy rainfall in a short space of time, which was good for millet production but not so good for groundnut production. High production costs relative to groundnut prices may have also been a disincentive to produce groundnuts. High prices were also registered for groundnut oil (about SDG 400 per 36 pound jerry can in El Geneina), and groundnut cake (SDG 100 for a small sack [60kg], also in El Geneina). See Figures 6 and 7.

Sesame was available in five markets, and the price was high but stable. See Figure 8.

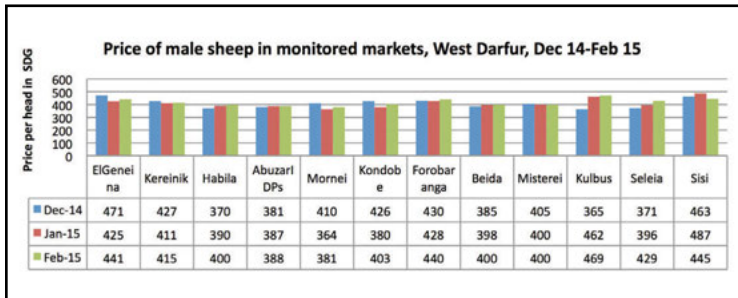


Figure 3: Price of male sheep in monitored markets, West Darfur, December 2014 to February 2015

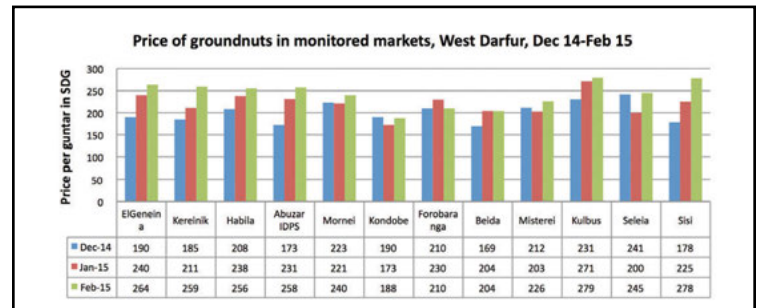


Figure 6: Price of groundnuts in monitored markets in West Darfur, December 2014 to February 2015

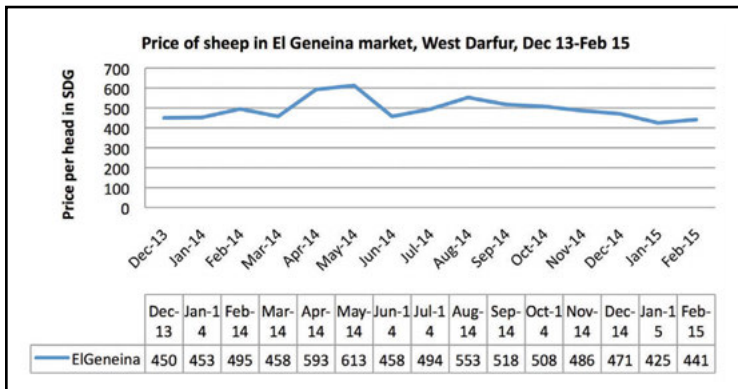


Figure 4: Price of sheep in El Geneina market, West Darfur, December 2013 to February 2015

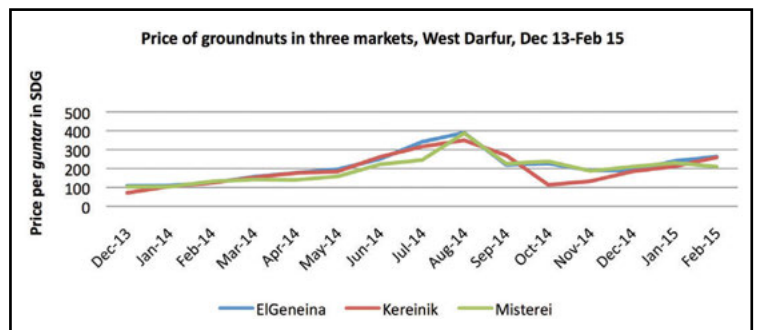


Figure 7: Price of groundnuts in three markets in West Darfur, December 2013 to February 2015

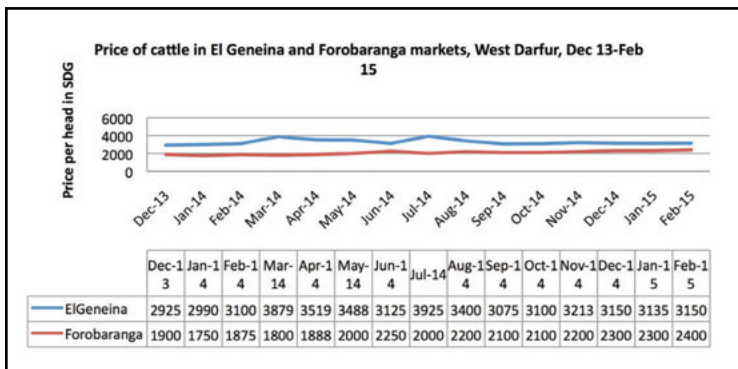


Figure 5: Price of cattle in El Geneina and Forobaranga markets, West Darfur, December 2013 to February 2015

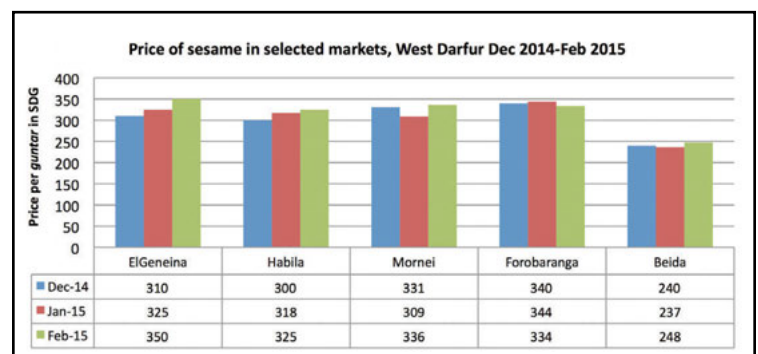


Figure 8: Price of sesame in selected markets in West Darfur, December 2014 to February 2015

- **Fruit and vegetables:** Prices for **dried okra** and **dried tomatoes** decreased this quarter in most of West Darfur's markets, reflecting normal seasonal trends. **Onion** prices also decreased because of seasonality. See Figure 9.

- In terms of **trade routes** and **access**, there were no significant changes to last quarter, indicating relative stability. There were still no checkpoints between Zalingei and El Geneina on the major trade route from Nyala to Kass, Zalingei and Geneina. Neither were there any changes on the trade route from Kulbus to Jebel Moon to Seraba to El Geneina.

- Most **daily labouring** this season was for agricultural operations during the harvest season.

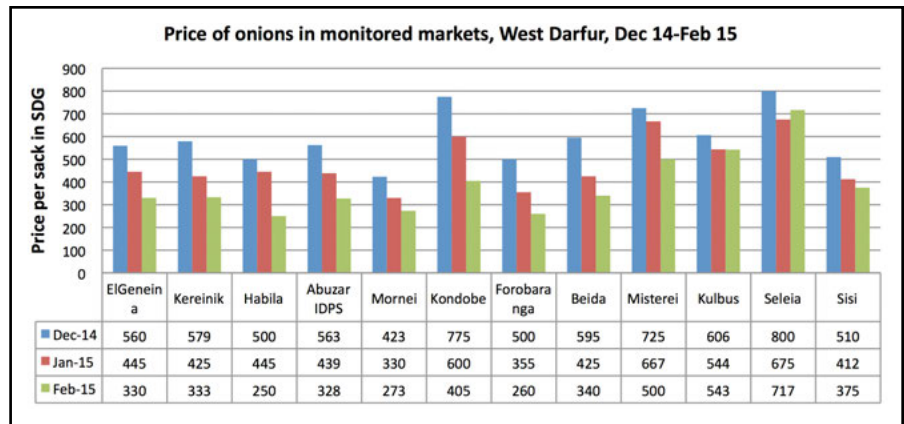


Figure 9: Price of onions in monitored markets in West Darfur, December 2014 to February 2015