

Trade and Market Headlines South Darfur



Darfur Development and Reconstruction Agency

www.dra-sudan.org • mzakaria065@gmail.com



Gerald J. and Dorothy R. Friedman School of Nutrition Science and Policy



June to August 2015

- Cereals: Cereal prices**, millet in particular, were stable during June and July of this quarter in some monitored markets but fluctuated in others. In most monitored markets prices started increasing in August due to poor rainfall. The poor rainfall led people to predict a poor harvest next season and therefore they started to reduce the quantities of cereals released to the market. The highest quarterly average price was SDG 467 per sack reported in Alban Gedeed (a consumption area) and the lowest price was SDG 264 per sack reported in Abori market (a production area). See Figures 1 and 2.
- Livestock:** The trend in **livestock prices** varied from market to market reflecting the seasonal mobility of livestock to the north, as is usual at this time of the year. Livestock prices, sheep and cattle in particular, were stable or increased slightly in those areas from which livestock moved away (e.g. cattle prices in Um Genah in June), and were stable or slightly decreased in areas around which livestock gathered. See Figures 3 and 4.

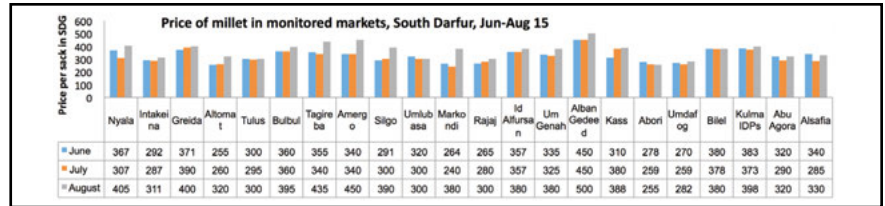


Figure 1: Price of millet in monitored markets in South Darfur, June to August 2015

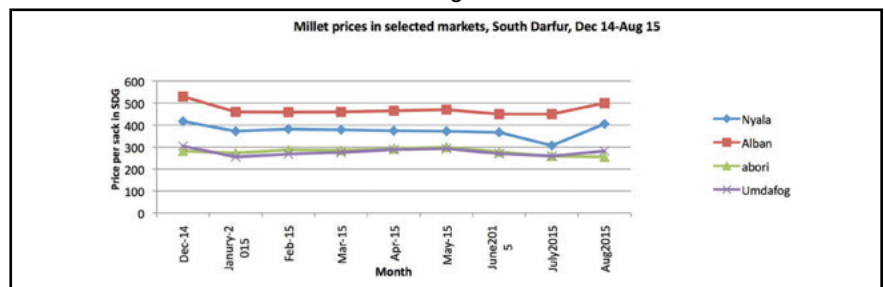


Figure 2: Millet prices in selected markets in South Darfur, December 2014 to August 2015

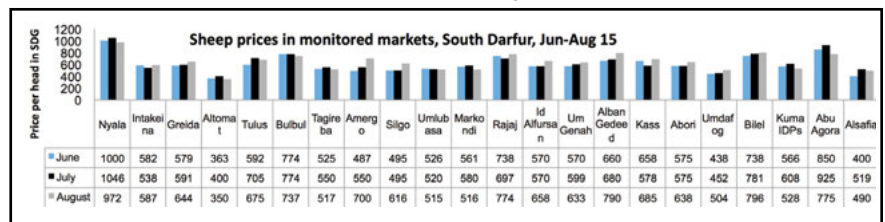


Figure 3: Sheep prices in monitored markets in South Darfur, June to August 2015

Background and methodology

The goal of this community-based market monitoring initiative is to deepen analysis and understanding of the shifting patterns of trade and markets in Darfur, on an ongoing basis for key agricultural and livestock commodities, to identify how livelihoods and the economy can be supported through trade, and to identify peace-building opportunities through trade. Sixteen CBOs/NGOs are monitoring 22 markets across South Darfur on a weekly basis. Quantitative data, for example the price of Darfur's main cereals, livestock, cash crops and fruits and vegetables are collected weekly as well as qualitative data, for example on sources of supply. Some data are collected on a monthly basis, for example transport costs, transport routes and the impact of the conflict on flows of commodities. DDRA holds quarterly analysis workshops with the CBO enumerators.

List of CBOs and markets monitored in South Darfur

Al Methag Organization	Nyala	People's Organization for Development & Rehabilitation	Kas
Rehead –Alfrsan for Rural Development	Intakeina	Darfur Peace Initiative for Development	Aborey
Ghafran for Peace and Development	Geraida	Rufaida Health Foundation	Um Dafoog
Afag Al Mustagbl	Bulbul Tembisco	Jebel Marra Charity for Rural Development	Belail, Kalma IDP camp
Al Ruhma for Development	Al Tomat, Tolous	Ghaya for Development	Abu-Ajora
National Organization for Care & Development	Tajreba, Um Morgo	Shera Alamal	Al-Safia
Al Shorog Organization	Silgo, Um Labasa, Markondi		
United Peace Organization	Ragag		
Save Motherhood and Children's Organization	Um Ganah, Id-Alfrsan		
Al Shamail for Humanitarian Support	Al Ban Gadeed		

This project is funded by the EU



Map of monitored markets to be provided next quarter.

Trade and Market Headlines • South Darfur

Darfur Development and Reconstruction Agency



www.dra-sudan.org • mzakaria065@gmail.com

- Cash crops:** **Cash crop** prices this quarter, **groundnuts** in particular, decreased in some monitored markets during July, reflecting availability from stored supplies, but started to increase in August in almost all monitored markets due to poor rainfall. **Sesame** was available in some monitored markets and the price was stable. The price of **dried tomatoes** increased sharply reflecting the off-season, whereas the price of **dried okra** started to decrease as it came into season. See Figures 5 and 6.

- Fruit and vegetables:** The price of **fruit and vegetables**, **onions** in particular, increased in almost all monitored markets in South Darfur this quarter reflecting the off-season, as is usual at this time of year. Onion prices in Rajaj spiked in August due to tribal conflict in the area. **Fresh tomato** prices sharply increased reflecting the off-season. **Orange prices** were stable this quarter and oranges were available in most monitored markets. See Figures 7 and 8.

- Trade routes and access:** Due to an improvement in the security situation this quarter, the **trade routes** connecting South Darfur to other states, and internally within the state, were stable. A few routes were affected by minor localised tribal conflicts, such as the route connecting Burum and Tulus. Despite being the rainy season no trade routes were restricted by rainfall this quarter.

- Daily labouring:** The main **daily labouring** opportunities this quarter were agricultural labouring, as well as looking after animals and house labouring. The income was SDG 50-100 per person for agricultural work, SDG 30-50 for animal work and SDG 15-20 for house labouring.

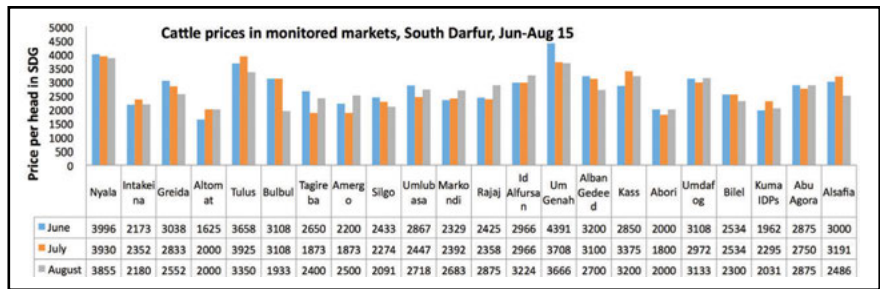


Figure 4: Cattle prices in monitored markets in South Darfur, June to August 2015

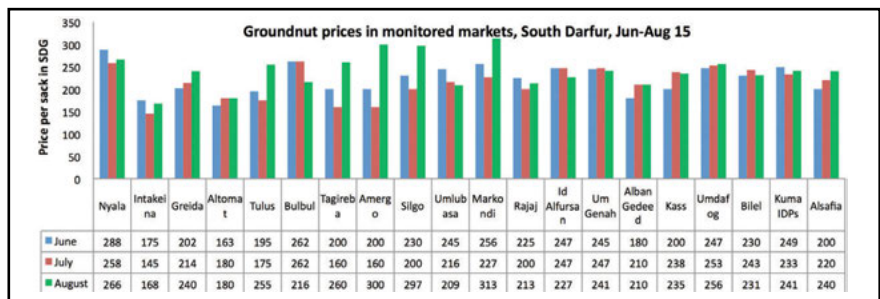


Figure 5: Groundnut prices in monitored markets in South Darfur, June to August 2015

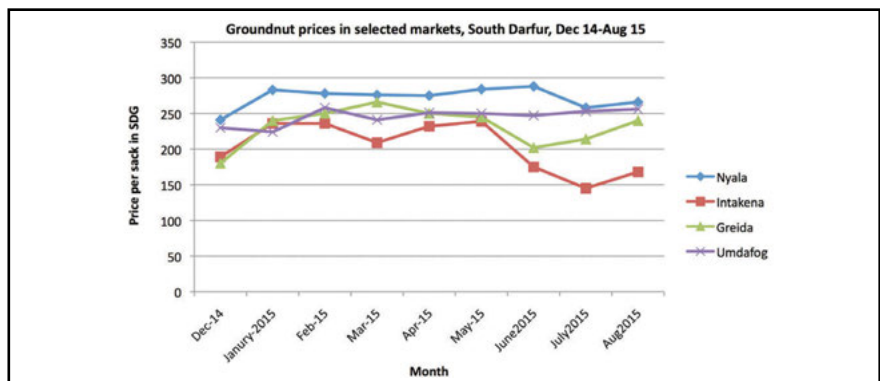


Figure 6: Groundnut prices in selected markets in South Darfur, December 2014 to August 2015

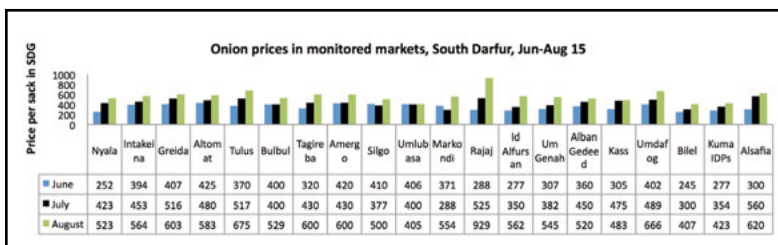


Figure 7: Onion prices in monitored markets in South Darfur, June to August 2015



Figure 8: Onion prices in selected markets in South Darfur, December 2014 to August 2015