

# Six-month Trade and Market Bulletin

## East Darfur

### Darfur Development and Reconstruction Agency

Covering March to August 2016 • [www.dra-sudan.org](http://www.dra-sudan.org) • [jamilalla@yahoo.com](mailto:jamilalla@yahoo.com)



GERALD J. AND DOROTHY R.  
Friedman School of  
Nutrition Science and Policy



#### Headlines:

- Cereal prices in East Darfur increased during March to August 2016, and were notably higher than the same time last year. This was due to high consumption (including for horses in Ed Daien) following a poor harvest in 2015, increased demand from refugees from South Sudan, and the informal cross-border trade in sorghum to South Sudan.
- Sheep prices generally increased, especially from June/July in most monitored markets in East Darfur, due to high demand for Eid El Adha, and the purchase of sheep by Omdurman traders for export to Saudi Arabia. Cattle prices decreased due to poor pasture and therefore poor quality animals brought to market.
- Onion prices increased seasonally, and were affected by high transportation costs from Central Sudan.
- Groundnut prices generally decreased during March-August 2016, with competition from cheap imported cooking oil, although the price rose in Ed Daein market in May due to high demand for groundnut-cake, locally and from Central Sudan. Small-scale groundnut mills are flourishing while many of the large-scale ones are not functioning.

- The El Ingaz Road through El Fashir is the main trading route for heavy transportation while tribal conflict blocks the direct road to Central Sudan. The El Ingaz road between El Fashir and Ed Daien, and other trade routes within and out of East Darfur were affected by heavy rainfall and Wadis flooding during July and August 2016.
- The main daily labouring opportunities were construction and building work, agricultural operations and domestic work. Wage rates have fallen with the influx of refugees from South Sudan.

#### Recommendations:

- Investment in all-weather roads in East Darfur would greatly improve trade flows from production to consumption areas.
- Ways of supporting the livestock trade in East Darfur include improved animal health services, improved water sources during the dry season, and developing the infrastructure of livestock markets, for example through improved availability of water, food and latrines.
- Ways of stimulating the groundnut sector should be found, controlling the negative impact of cheap imported cooking oil so that it does not undercut local production. Small-scale agro-processors of groundnuts should be supported with training to promote higher quality outputs<sup>1</sup>.

<sup>1</sup> See also the cash crop trade study, 'Taking Root' from 2013 <http://fic.tufts.edu/publication-item/taking-root/>

#### List of participant CBOs/NGOs, monitoring markets and localities in East Darfur

Ed Daein — Global Aid Hand  
Alneem — White Hand Organization  
Kelakel and Yaseen — Al Dar Organisation for Development and Reconstruction  
Abumatarig — Altmaas Development Organization  
Alferdus — El Massar Organization for Nomad Development and Environment Conservation  
Asalaya — Massaye Organisation for Women's Development  
Selyia — Alshroog Organisation for Social and Cultural Development  
Abuseida — Massaye for Humanitarian Services  
Abugabra — AlShoaa Organisation  
Shearia, Khazangadeed and Muhagiria — Mercy Organisation for Peace and Development  
Omsenina — Banoon Charity

This project is funded by the EU



# Six-month Trade and Market Bulletin • East Darfur

Covering March to August 2016 • www.dra-sudan.org • jamilalla@yahoo.com

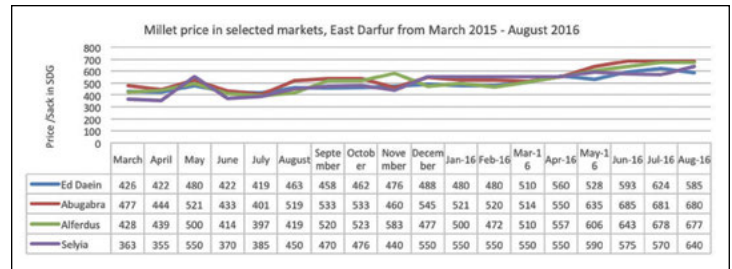


Figure 1 Millet prices in selected markets, East Darfur from March 2015 – August 2016

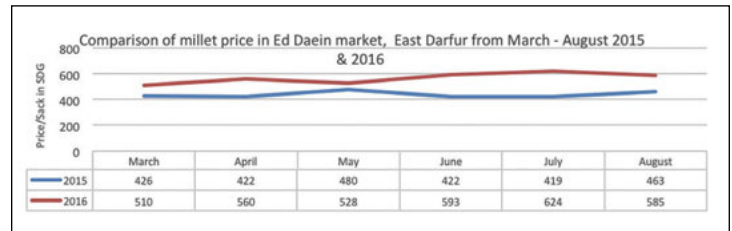


Figure 2 Comparison of millet prices in Ed Daein market, East Darfur from March – August 2015 & 2016

## Cereals:

**Millet** prices increased during March to August 2016 in monitored markets in East Darfur. See Figure 1. This was attributed to both the poor harvest season in 2015 and the use of millet for animal fodder due to the large number of working horses in Ed Daein. The consumption area of Abu Jabra reported the highest price during the last six months in June 2016, of SDG 685 per sack, and the production area of Selyia generally reported lower prices. Overall, millet prices were higher in 2016 compared with 2015. See Figure 2.

Millet produced in the south west part of East Darfur (including the Elgoz elgarbi area) is bought by small traders in primary markets at village level. They bring it to secondary markets such as Alferdus, and from there it is transported to the main urban market, Ed Daein. Some of the millet is consumed locally while the remainder is stored by traders or used as animal fodder.

The price of **local sorghum** increased during March to August 2016 in most monitored markets across East Darfur, closely following the same price trend as millet. See Figure 3. This is attributed to the poor harvest season during 2015, sorghum being used as fodder for cattle and sheep, and local sorghum exported to South Sudan through Raja and Wau, a flourishing informal trade<sup>2</sup>. Although the WFP had distributed around 3,400mt of food-aid for refugees from the South Sudan, the price of local sorghum remained high. See Figure 4.

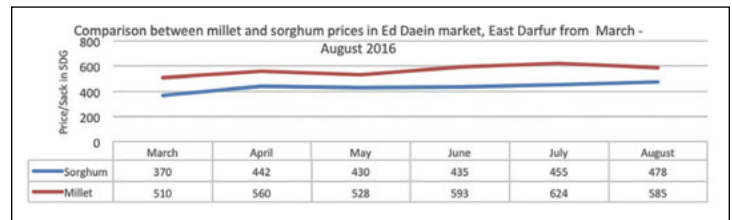


Figure 3 Comparison between millet and sorghum prices in Ed Daein market, East Darfur from March – August 2016

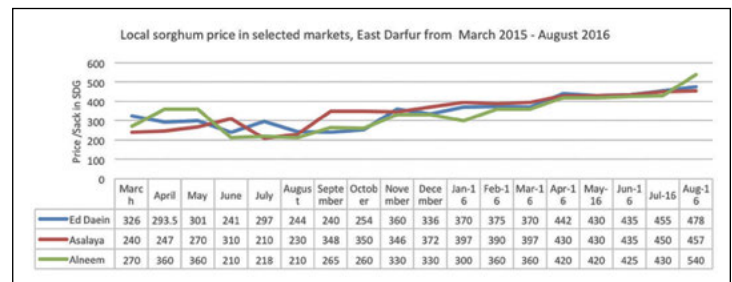


Figure 4 Local sorghum prices in selected markets, East Darfur from March 2015 – August 2016

Barriers to the cereal trade include high taxation, high transportation costs between production and consumption areas due to unpaved routes as well as fees charged by local authorities.

<sup>2</sup> See the cereal trade study, 'Against the Grain', from 2014, for a fuller description of this cross-border trade: <http://fic.tufts.edu/publication-item/against-the-grain-the-cereal-trade-in-darfur/>

# Six-month Trade and Market Bulletin • East Darfur

Covering March to August 2016 • www.dra-sudan.org • jamilalla@yahoo.com



## Livestock:

**Sheep prices** gradually increased from April/May through to August 2016 in some monitored markets in East Darfur, as traders from Omdurman (through their agents) bought sheep for Eid El Adha, with some to be exported to Saudi Arabia. Generally, sheep prices were higher in 2016 than in 2015, attributed to the purchase of sheep for export by Omdurman traders, who transported them by lorry and by train from East Darfur. This may reflect the relative accessibility of East Darfur to Central Sudan, but also the devaluation of the Sudanese pound. See Figure 5.

**Cattle prices** decreased in some monitored markets in East Darfur during March to August 2016, one reason being the impact of the poor rainy season in 2015, and therefore poor

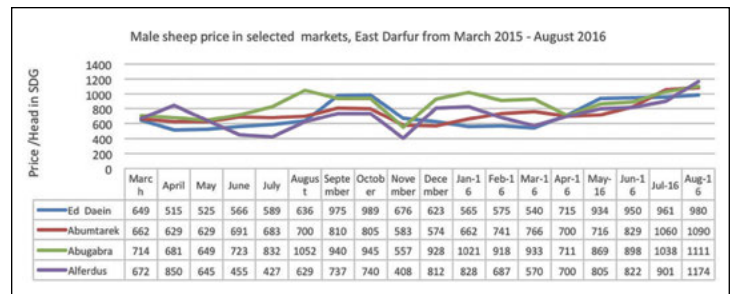


Figure 5 Male sheep prices in selected markets, East Darfur from March 2015 – August 2016

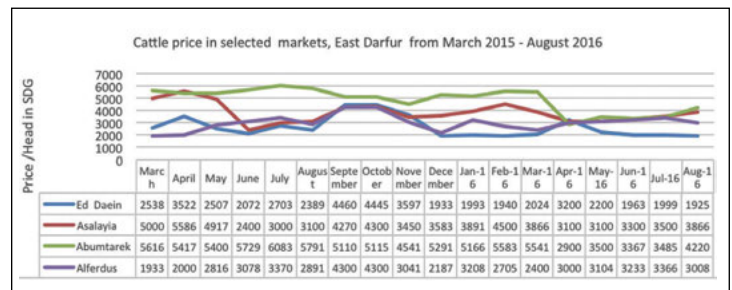


Figure 6 Cattle prices in selected markets, East Darfur from March 2015 – August 2016

pasture. Pastoralists sold their older and thinner cattle, pushing up the supply of poor quality animals and pushing down the price. Water sources drying up earlier than usual and poor pasture may be the reasons for the sudden drop in cattle prices in April in Abumtarek market, one of East Darfur's major livestock markets where pastoralists congregate. This resulted in poor quality cattle being brought to the market. See Figure 6.



## Fruit and Vegetables:

**Onion prices** increased during March to August 2016 in all monitored markets in East Darfur. Onions are not produced locally in East Darfur, and come from Central Sudan (Omdurman and Kosti) with a small amount coming from Nyala in South Darfur. As well as normal seasonal trends, the increase in price

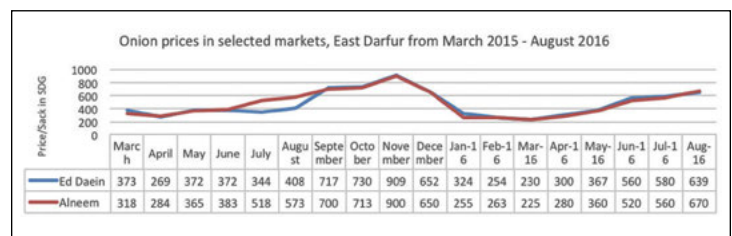


Figure 7 Onion prices in selected markets, East Darfur from March 2015 – August 2016

is partly due to increased transportation costs, especially in the rainy season.

Compared with the same six month period in 2015 the onion price was higher in 2016. See Figure 7. The direct trade route from Central Sudan has been affected by tribal conflict. The majority of lorries now use the El Ingaz Road through El Fashir, which is longer and therefore incurs higher transportation costs.

# Six-month Trade and Market Bulletin • East Darfur

Covering March to August 2016 • www.dra-sudan.org • jamilalla@yahoo.com



## Cash crops:

**Groundnut prices** decreased during the period of March to August 2016 in most of the monitored markets in East Darfur, with the exception of Ed Daein market where the price increased from May. This is due to high demand for groundnut-cake as fodder for animals because of poor pasture in some areas around Ed Daein: the rains did not start in East Darfur until July. Groundnut-cake was transported to Omdurman where it is valued for its high quality compared with groundnut cake produced in Central Sudan.

Cheap imported cooking oil continues to come from Central Sudan (Omdurman) and has negatively impacted the price of groundnuts in East Darfur. East Darfur is one of the biggest production areas of groundnuts in Darfur. Ed Daein is an important location for groundnut milling. However, out of nine large mills, only three are operational. There are around 50 small groundnut mills registered. These small-scale enterprises appear to be flourishing, with lower maintenance and operating costs than the large mills. Some groundnut oil is exported to South Sudan through Raja and Wau. This trade appears to be

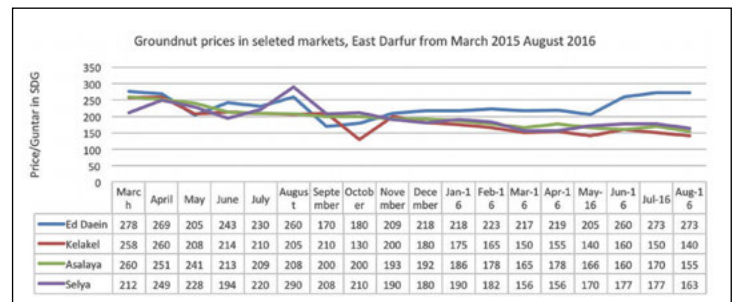


Figure 8 Groundnut prices in selected markets, East Darfur from March 2015 – August 2016

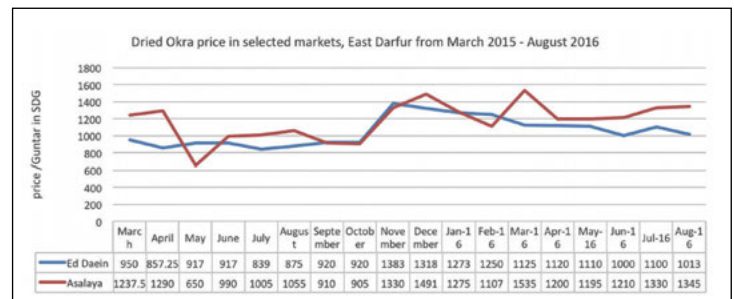


Figure 9 Dried Okra price in selected markets, East Darfur from March 2015 – August 2016

on the increase. Groundnut oil is also traded in North and South Darfur.

Comparing the period of March to August 2015 with the same period in 2016, the groundnut price has decreased in 2016. See Figure 8.

The **Dried okra price** was higher during March to August 2016 in most monitored markets in East Darfur when compared with the same period in 2015. This was a reflection of the poor harvest season in 2015 in most production areas in South Darfur which supply East Darfur through Ed Daein. See Figure 9.



## Trade routes:

The main trading route that passes through the east of East Darfur (Ed Daein–Abu Karinka–El Nohood to Omdurman), which closed two years ago as a result of tribal conflict, is still not functioning for lorries and is mainly used by small cars carrying passengers. The majority of big lorries are travelling the El Ingaz Road through El Fashir which takes more time and is a longer route especially during the rainy season when it can become blocked by flooding Wadis (July to August 2016). This has an impact on prices of all commodities coming from Omdurman. In the dry season, lorries take another route connecting El Nuhud with El Lait to Haskanita, Um Sa'ona to Ed Daein.

Other trading routes have been affected by heavy rainfall during July to August, such as the route connecting Ed Daein with Nyala.

# Six-month Trade and Market Bulletin • East Darfur

Covering March to August 2016 • www.dra-sudan.org • jamilalla@yahoo.com



## Daily labouring:

The main daily labouring work during the last 6 months (March-August 2016) was for building and construction, agricultural and domestic work. The influx of refugees from South Sudan throughout this six month period has pushed daily wage rates down as the supply of labour has increased. The average wage rates for daily labouring in building and construction in Ed Daein and Al Ferdous have fallen from SDG 25-60 to SDG 15- 40 per day. The agricultural wage rate decreased from SDG 50 – 100 per day to SDG 30 - 70 per day and wage rates for domestic worker have decreased from SDG 15-25 per day to SDG 10—15 per day from April 2016. See Figure 10.

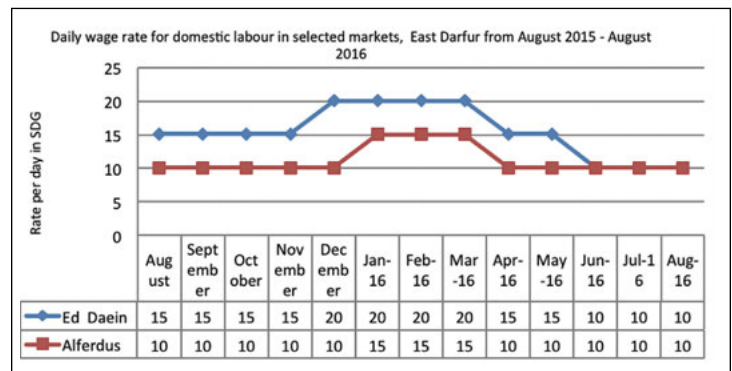


Figure 10 Daily wage rate for domestic labour in selected markets, East Darfur from August 2015 to August 2016

## Background and methodology

The goal of this community-based market monitoring initiative is to deepen analysis and understanding of the shifting patterns of trade and markets in Darfur, on an ongoing basis for key agricultural and livestock commodities, to identify how livelihoods and the economy can be supported through trade, and to identify peace-building opportunities through trade. Eleven CBOs/NGOs are monitoring 14 markets across East Darfur on a weekly basis. Quantitative data, for example the price of Darfur's main cereals, livestock, cash crops and fruits and vegetables are collected weekly as well as qualitative data, for example on sources of supply. Some data are collected on a monthly basis, for example transport costs, transport routes and the impact of the conflict on flows of commodities. DDRA holds six-monthly analysis workshops with the CBO enumerators.



This project is funded by the European Union

**DDRA has a Technical Agreement with the Ministry of Finance and Economy and Civil Service, the Ministry of Agriculture and Irrigation, and the Ministry of Animal Resources and Fisheries in East Darfur**



GERALD J. AND DOROTHY R.  
Friedman School of  
Nutrition Science and Policy



**Feinstein  
InternationalCenter**

**Advisory support:** Feinstein International Center, Tufts University

This bulletin has been produced with the assistance of the European Union. The contents of this publication are the sole responsibility of DDRA and can in no way be taken to reflect the views of the European Union