

# Trade and Market Headlines Central Darfur



## Darfur Development and Reconstruction Agency

www.dra-sudan.org • mzakaria065@gmail.com



### March to May 2015

- Cereals:** During this quarter (March to May 2015) **cereal prices** showed a decreasing trend in many of the monitored markets. A number of factors may have contributed to these decreases including: increased cereal supplies due to the good harvest season this year, regular food aid being distributed by WFP in many areas, the relatively stable security situation this quarter, particularly in Nertiti (Jebel Mara). Additionally, there were small amounts of millet coming from Chad (Um Dukhun market) via cross-border trade as the Chadian authorities lifted their ban on the movement of cereals across the border because of surplus stocks in Chad. This also pushed cereal prices down. See Figures 1 and 2.

Cereal prices increased in May in markets with a high population concentration, such as Zalingei, Um Shalaya, Mukjar and Garsilla, as the harvest season ended and demand rose.

Dellage and Treij reported tensions between nomadic groups in April 2015 and consequently cereal prices rose in both markets.

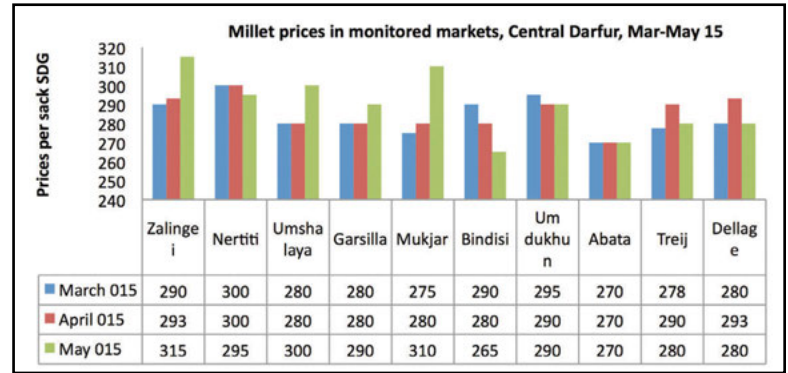


Figure 1: Price of millet in monitored markets, Central Darfur, March to May 2015

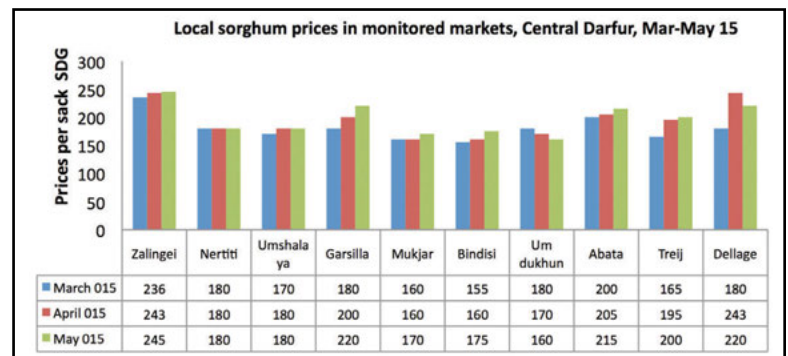


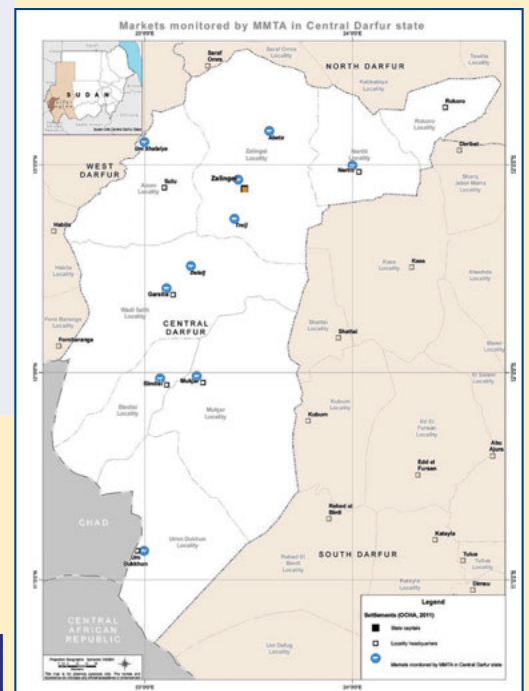
Figure 2: Price of local sorghum in monitored markets, Central Darfur, March to May 2015

### Background and methodology

The goal of this community-based market monitoring initiative is to deepen analysis and understanding of the shifting patterns of trade and markets in Darfur, on an ongoing basis for key agricultural and livestock commodities, to identify how livelihoods and the economy can be supported through trade, and to identify peace-building opportunities through trade. Five CBOs/NGOs plus DDRA are monitoring 10 markets across Central Darfur on a weekly basis. Quantitative data, for example the price of Darfur's main cereals, livestock, cash crops and fruits and vegetables are collected weekly as well as qualitative data, for example on sources of supply. Some data are collected on a monthly basis, for example transport costs, transport routes and the impact of the conflict on flows of commodities. DDRA holds quarterly analysis workshops with the CBO enumerators.

### Participating CBOs and the markets they monitor

- |   |                             |
|---|-----------------------------|
| Sudanese Environment Conservation Society (SECS)    | Zalingei                    |
| Darfur Development and Reconstruction Agency (DDRA) | Umshalaya                   |
| Almanar   | Nertiti                     |
| Daro Baida  | Garsilla and Delaig         |
| Albaraka Agriculture Organisation (AAO)             | Bindisi, Umdukhn and Mukjar |
| Arebaw Charity Organisation (ACO)                   | Abatta and Tereij           |



This project is funded by the EU



- **Livestock:** The price of livestock fluctuated according to local market conditions, although there was a general shortage of animals, normal at this time of year. March to April is the dry season when there is a reduction in pasture for grazing. Animal herders move away from consumption areas in search of fresh pastures, which leads to a reduction in supply to the markets. Those animals that are available are often weak or low quality. See Figure 3.

Prices of small ruminants also increased sharply because of high demand for consumption (also associated with ceremonies such as weddings that occur in this quarter) and the poor availability of other livestock such as cattle. Bindisi market reported the highest sheep prices reflecting the high quality of sheep in Bindisi, generally preferred throughout Central Darfur. See Figure 4.

The trend in local donkey prices differed from market to market this quarter. Prices were higher in rural areas like Treij and Abata where donkeys were the main means for transportation and agricultural operations, while prices were stable or lower in urban areas like Zalingei because donkeys are not needed until the beginning of rainy season. See Figure 5.

Small quantities of camels and horses appeared in most monitored markets or were sold outside the physical market area.

- **Cash crops:** Cash crop prices were influenced by seasonality this quarter. Groundnut prices increased as supplies were limited after the poor harvest of 2014. See Figure 6.

The harvest of irrigated okra began this quarter. This increased the supply of **dried okra** and pushed prices down. On the other hand the price of **dried tomatoes** differed from market to market. For example, prices declined in markets such as Zalingei, Bindisi, Um Dukhun and Abata (production areas) as irrigated and locally-produced crops appeared, while prices in other consumption areas, such as Nertiti, Garsilla and Dellage, increased. See Figures 7 and 8.

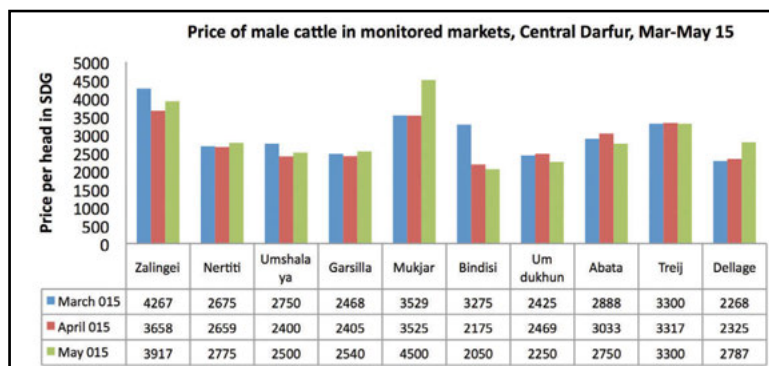


Figure 3: Price of male cattle in monitored markets, Central Darfur, March to May 2015

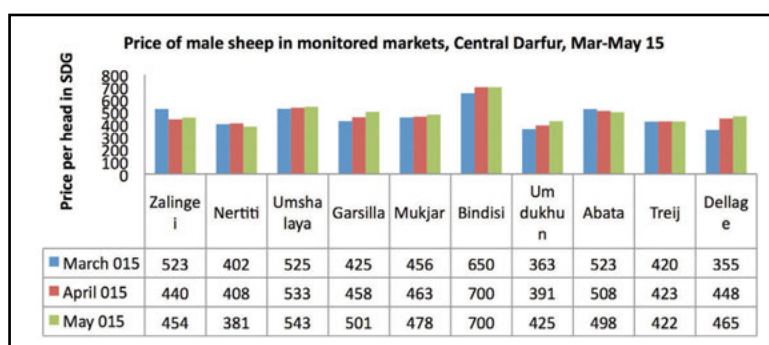


Figure 4: Price of male sheep in monitored markets, Central Darfur, March to May 2015

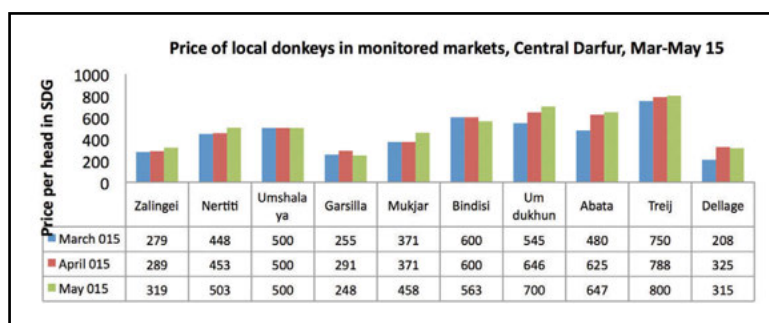


Figure 5: Price of local donkeys in monitored markets, Central Darfur, March to May 2015

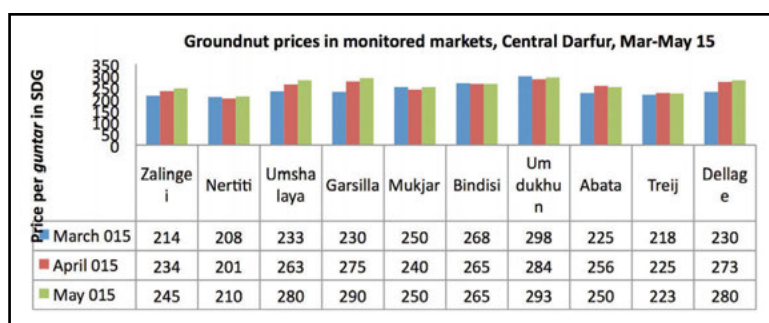


Figure 6: Groundnut prices in monitored markets, Central Darfur, March to May 2015.

- **Fruit and Vegetables:** Fruit and vegetable prices were also affected by seasonality this quarter. **Onion prices** steadily dropped in most production areas, such as Zalingei and Abata (Azoom zone), while they appeared slightly higher in consumption areas (Wadi Salih zone) because of seasonality. See Figure 9.

The price of **fresh tomatoes** rose sharply in most markets, but were unavailable in some areas such as Treij due to the off-season. See Figure 10.

**Orange prices** remained stable in almost all monitored markets and prices were low in production areas such as Nertiti. Treij and Dellage reported no availability of oranges due to low demand. See Figure 11.

- **Trade routes:** Most of the **trade routes** in Central Darfur remained calm and working well this quarter despite the appearance of some checkpoints and insecurity incidents. Large trucks are now passing through Nertiti, accompanied by military convoys, but small vehicles are still avoiding this area and passing through Koreily, as reported in the last headlines.
- **Daily labouring:** During this quarter building and brick-making were the main sources of **daily labour** rather than the agricultural sector as this is the dry season. Wage rates were unchanged.

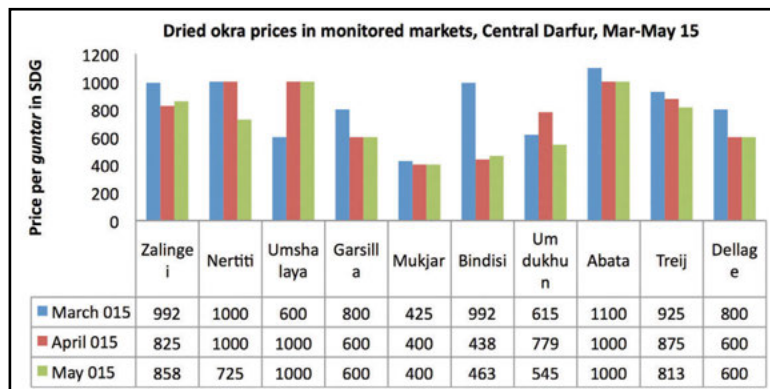


Figure 7: Dried okra prices in monitored markets, Central Darfur, March to May 2015

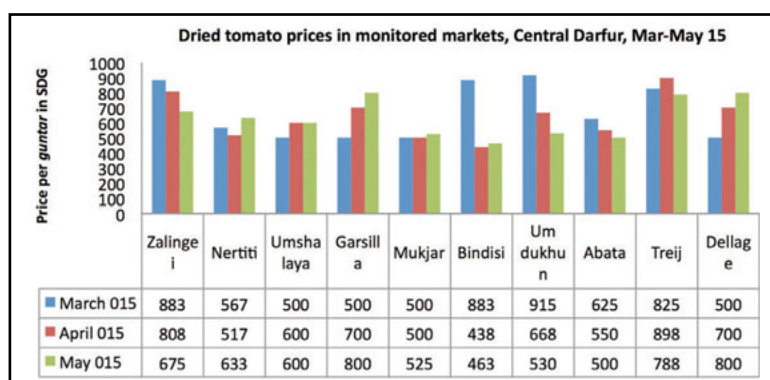


Figure 8: Dried tomato prices in monitored markets, Central Darfur, March to May 2015

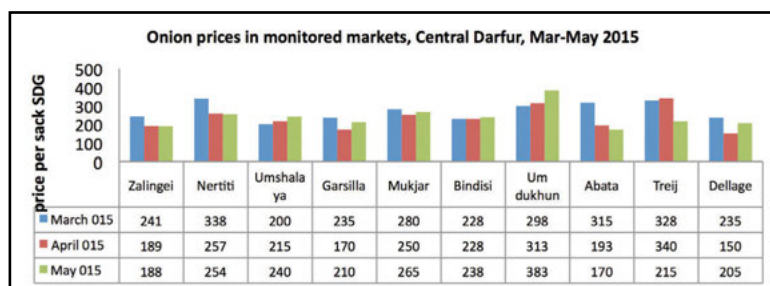


Figure 9: Onion prices in monitored markets in Central Darfur, March to May 2015

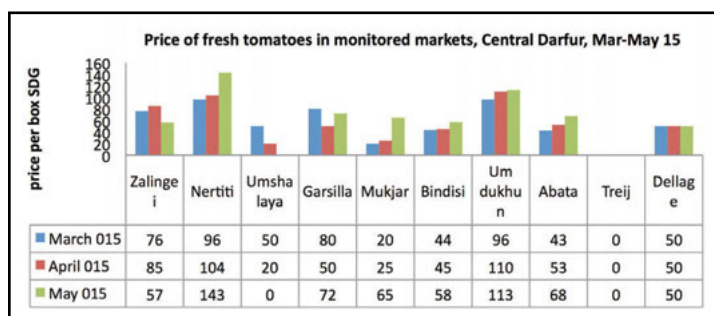


Figure 10: Price of fresh tomatoes in monitored markets, Central Darfur, March to May 2015

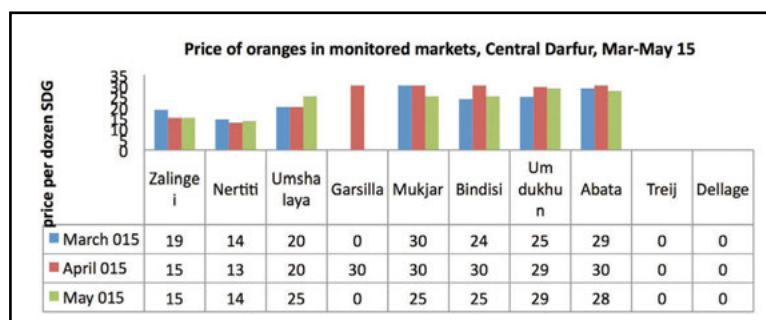


Figure 11: Price of oranges in monitored markets, Central Darfur, March to May 2015