

Trade and Market Headlines North Darfur



Darfur Development and Reconstruction Agency

www.dra-sudan.org • mzakaria065@gmail.com



September to November 2014

- During this quarter (September to November 2014) **cereal prices**, millet in particular, started to decrease steadily in almost all monitored markets, especially in November, the beginning of the harvest season. This is anticipated to be a good season compared with the last one. (The post-harvest report for the state has not yet been published). See Figures 1 and 2. The terms of trade between a male goat and a sack of millet demonstrate a minor improvement in three markets (El Fashir, Umm Keddada and Malha) out of four, where the terms of trade have been monitored over a long period. This improvement is due to the reduction in millet prices in those markets. See Figure 3.
- Livestock prices** showed varying trends from one market to another this quarter, particularly sheep prices. This was because livestock prices were affected by the local supply-and-demand conditions, security situation and quality of the livestock available, specific to each market. See Figure 4.
- Generally, **cash crop prices** showed a downward trend this quarter emphasizing the influence of the good harvest season on prices. Groundnut prices fell

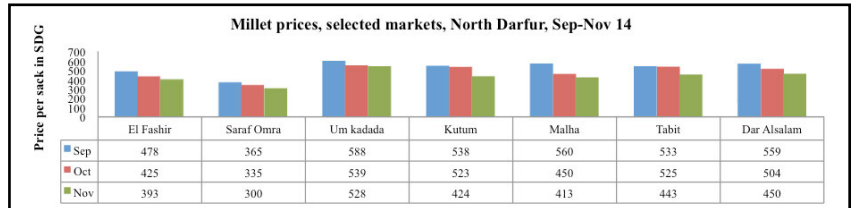


Figure 1: Millet prices in selected markets in North Darfur, September to November 2014

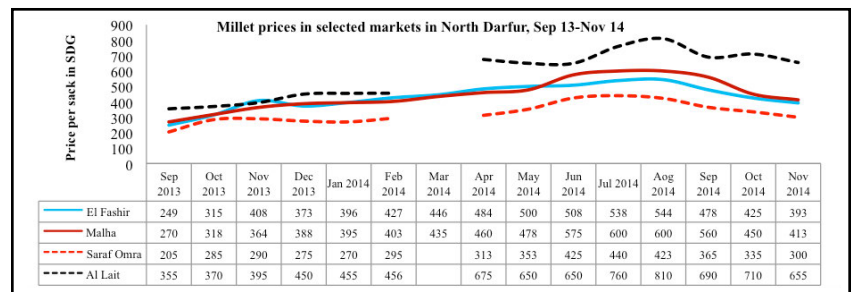


Figure 2: Millet prices in selected markets in North Darfur, September 2013 to November 2014

gradually, by 35% between September and November in El Fashir market. The price of dried okra fell sharply in most monitored markets, decreasing by 52% between September and November in El Fashir market, and by 63% in Kebkabiya market. See Figures 5 and 6. There was a similar trend in dried tomato prices.

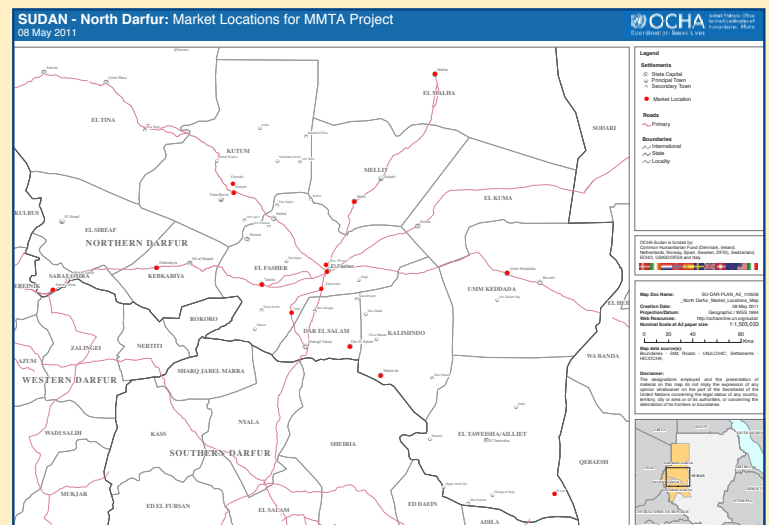
Continued on reverse

Background and methodology

The goal of this community-based market monitoring initiative is to deepen analysis and understanding of the shifting patterns of trade and markets in Darfur, on an ongoing basis for key agricultural and livestock commodities, to identify how livelihoods and the economy can be supported through trade, and to identify peace-building opportunities through trade. Seven CBOs plus DRA are monitoring 15 markets across North Darfur, including three markets in IDP camps, on a weekly basis. Quantitative data, for example the price of Darfur's main cereals, livestock, cash crops and fruits and vegetables are collected weekly as well as qualitative data, for example on sources of supply. Some data are collected on a monthly basis, for example transport costs, transport routes and the impact of the conflict on flows of commodities. DRA holds quarterly analysis workshops with the CBO enumerators.

Participating CBOs and the markets they monitor

EVNRHD	El Fashir, Tabit, Tawilla, and Wadda	SAG	Mellit
KEADS	Kutum and Kassab	DWDA	Dar Alsalam
KSCS	Kebkabiya and Saraf Omra	Buzza	Malha
URDP	Um Kadada and El Lait		
DRA	Abu Shook and ZamZam camps		



This project is funded by the EU, with additional funding from UNDP



Trade and Market Headlines • North Darfur

Darfur Development and Reconstruction Agency



www.dra-sudan.org • mzakaria065@gmail.com

- Regarding **fresh fruit** and **vegetables**, prices of both onions and fresh tomatoes were severely affected by seasonality, although with contrasting trends. Onion prices increased sharply as this is the off-season, increasing by 17% in El Fashir market and by 15% in Kebkabiya during this quarter. The price of fresh tomatoes sharply decreased as this is the production season; prices decreased by 84% in El Fashir market during the quarter. See Figures 7 and 8.
- Agricultural activities (harvesting) were the main source of **daily labouring** opportunities for many people, as this quarter coincided with the crop harvesting period. Other sources of daily labouring, like brick-making and construction, were also available.
- During this quarter **trade routes**, whether major (e.g. El Ingaz road between Omdurman and El Fashir) or internal routes within Darfur, remained calm and functioning, suggesting a relatively stable security situation. The number of checkpoints on the trade route linking El Fashir and Kutum fell from 34 to 30, indicating an improvement in security. As the total fees charged by the checkpoints has more than halved, this route is now being used by trucks again. The near completion of the El Ingaz paved road has reduced the bus fare per passenger between Omdurman and El Fashir from SDG 350-400, which is what it was about six months ago, to SDG 250-300 in November 2014.

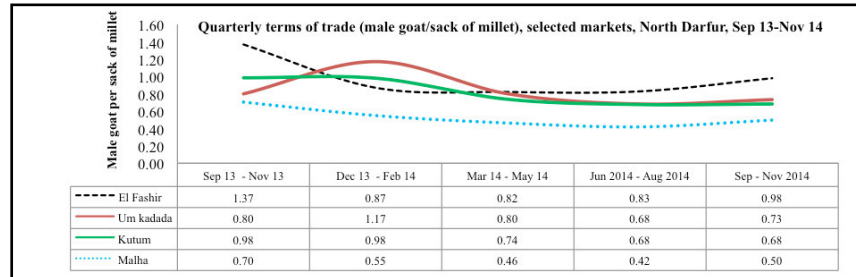


Figure 3: Quarterly terms of trade between a male goat and a sack of millet in selected markets, North Darfur, September 2013 to November 2014

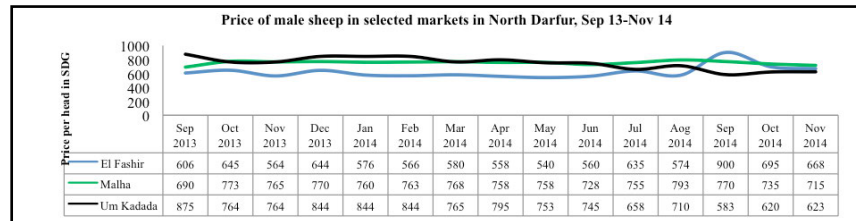


Figure 4: Price of male sheep in selected markets in North Darfur, September 2013 to November 2014

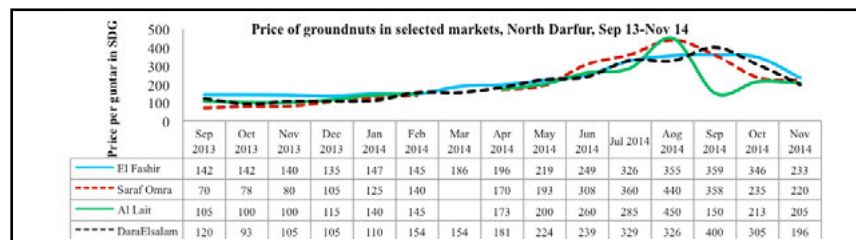


Figure 5: Price of groundnuts in selected markets in North Darfur, September 2013 to November 2014

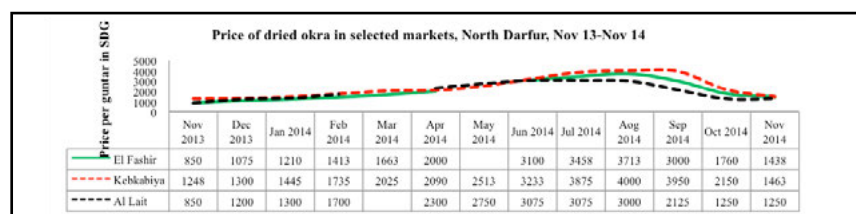


Figure 6: Price of dried okra in selected markets in North Darfur, September 2013 to November 2014

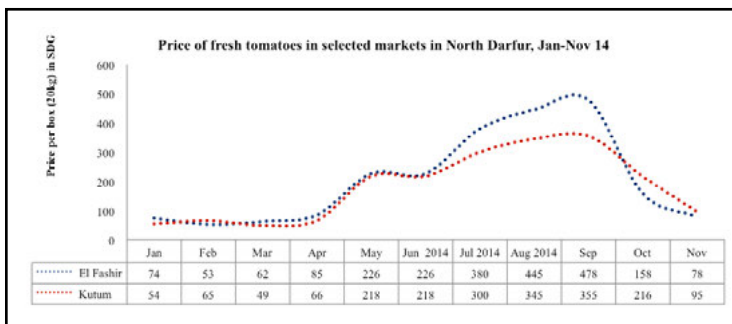


Figure 7: Price of fresh tomatoes in selected markets in North Darfur, January to November 2014

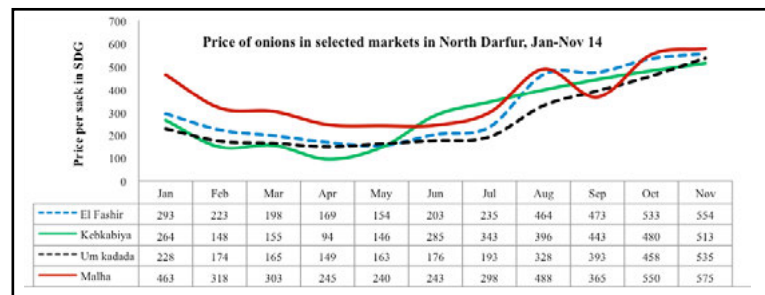


Figure 8: Price of onions in selected markets in North Darfur, January to November 2014