

# Trade and Market Headlines North Darfur



## Darfur Development and Reconstruction Agency

www.dra-sudan.org • mohamedgido@gmail.com



Gerald J. and Dorothy R. Friedman School of Nutrition Science and Policy



### September to November 2015

- Cereals:** The poor rainfall this year has affected almost all monitored markets in North Darfur and has impacted the price of most commodities this quarter despite it being harvest season. Figure 1 compares rainfall levels between 2014 and 2015. This shows exceptionally low rainfall in Um Kadada in 2015, and also low rainfall in Dar Alsalam which is usually an important cereal-producing (and even more important cash-crop producing) area in North Darfur.

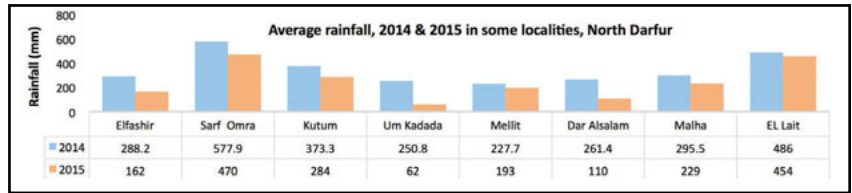


Figure 1: Average rainfall in selected localities in North Darfur, 2014 and 2015 (Source: Agriculture Planning Unit in North Darfur).

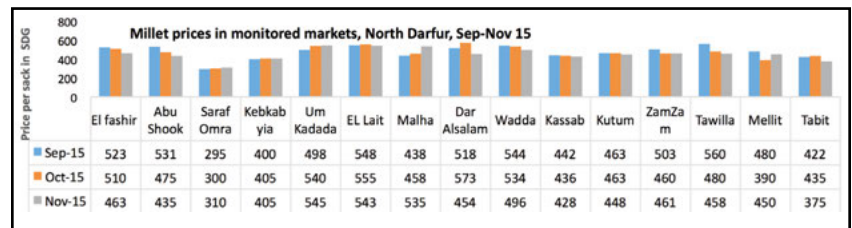


Figure 2: Millet prices in monitored markets, North Darfur, September to November 2015

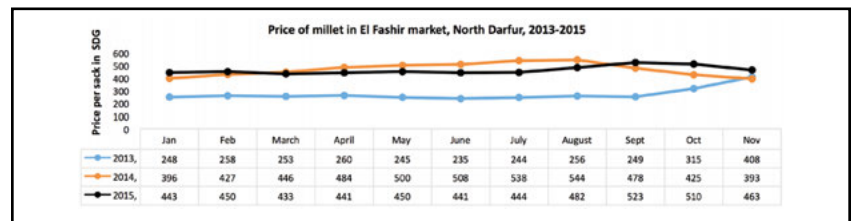


Figure 3: Millet prices in El Fashir market, North Darfur, 2013-2015

October and November are the harvest season although most areas reported a very poor harvest this year, especially Um Kadada, Dar Alsalam and Malha, reflected in high **cereal prices** in these markets, for millet in particular. Generally, millet prices were relatively stable this quarter with some fluctuations across monitored markets in North Darfur, but prices can be expected to rise in the coming months. See Figures 2 and 3.

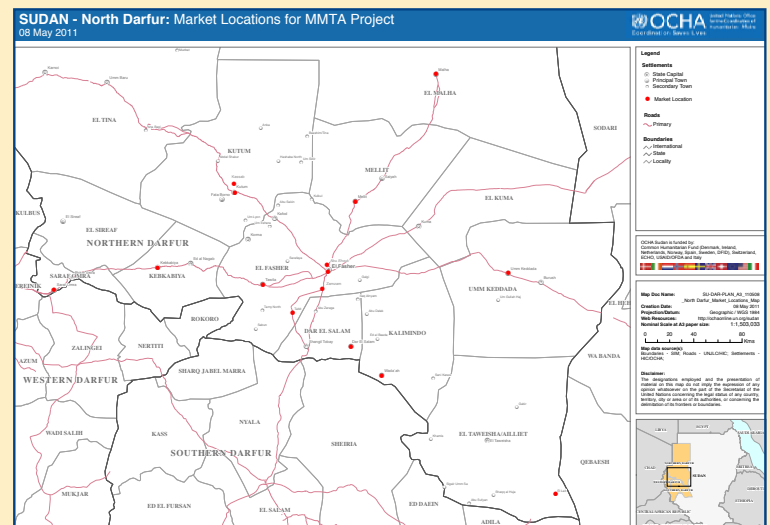
The price of **sorghum**, food-aid and local, was stable or decreased a little this quarter. This was due to the food distribution activities by WFP in some areas, such as Um Kadada and Tawilla, as well as food vouchers

## Background and methodology

The goal of this community-based market monitoring initiative is to deepen analysis and understanding of the shifting patterns of trade and markets in Darfur, on an ongoing basis for key agricultural and livestock commodities, to identify how livelihoods and the economy can be supported through trade, and to identify peace-building opportunities through trade. Seven CBOs plus DDRA are monitoring 15 markets across North Darfur, including three markets in IDP camps, on a weekly basis. Quantitative data, for example the price of Darfur's main cereals, livestock, cash crops and fruits and vegetables are collected weekly as well as qualitative data, for example on sources of supply. Some data are collected on a monthly basis, for example transport costs, transport routes and the impact of the conflict on flows of commodities. DDRA holds quarterly analysis workshops with the CBO enumerators.

## Participating CBOs and the markets they monitor

EVNRHD	El Fashir, Tabit, Tawilla, and Wadda	SAG	Mellit
KEADS	Kutum and Kassab	DWDA	Dar Alsalam
KSCS	Kebkabiya and Saraf Omra	Buzza	Malha
URDP	Um Kadada and El Lait		
DDRA	Abu Shook and ZamZam camps		



This project is funded by the EU



that were distributed in ZamZam and Abu Shook IDP camps. See Figure 4. In Kutum food aid distribution stopped in July 2015 when WFP attempted to re-do camp profiling but this was rejected by the local community.

The **terms of trade** between cereals (a sack of millet) and livestock (a male goat) fell in most monitored markets in North Darfur this quarter, especially in Um Kadada, Dar Alsalam and Malha. See Figure 5. This was mainly due to decreasing livestock prices and rising cereal prices, a consequence of the poor harvest which is creating high demand for cereals, and poor pasture which is causing increased supply of livestock to the market. (See next section)

- Livestock:** Livestock prices this quarter (sheep, goats and cattle) started falling in most monitored markets in North Darfur, reflecting the poor rainfall this year and therefore poor pasture. As a result most of these markets reported high supply of livestock in the market but decreased demand as people sell their livestock in order to stock up on cereals for the whole year, and others are selling livestock to minimize numbers because of the poor pasture. In Um Kadada market there are distress sales of sheep and goats coming from the Malha area where pasture is particularly poor. **Sheep prices** in Saraf Omra decreased in September, October and November 2015 by 11%, 36% and 34% respectively in comparison with the same months last year (2014). See Figures 6, 7, and 8.

- Cash crops:** The prices of cash crops (**dried toubac, dried okra and dried tomatoes**) increased this quarter in most monitored markets in North Darfur due to the poor harvest this year. See Figures 9, 10 and 11. Although the price of dried okra has generally been lower in 2015 than in 2014 (see Figure 10), the price started to rise in October 2015 compared with October 2014 when it began to fall, reflecting the poor agricultural season in 2015 compared with 2014. The price of **groundnuts** decreased a little this quarter in the main markets during November due to seasonality, although a poor harvest was reported in some production areas such as Dar Alsalam and Al Lait which is expected to directly affect food security as households in these areas usually get their cereals from the sale of cash crops. See Figure 12.

- Fruit and Vegetables:** **Onion** prices continued to rise this quarter in all monitored markets in North Darfur because it was the off-season. See Figure 13. The prices of **fresh tomatoes** started decreasing in October as the harvest season began, which is normal at this time of year. See Figure 14.
- Daily Labouring:** Although a poor harvest was reported in most monitored markets, the **daily labouring** opportunities this quarter focused on agricultural activities (harvesting). The cost

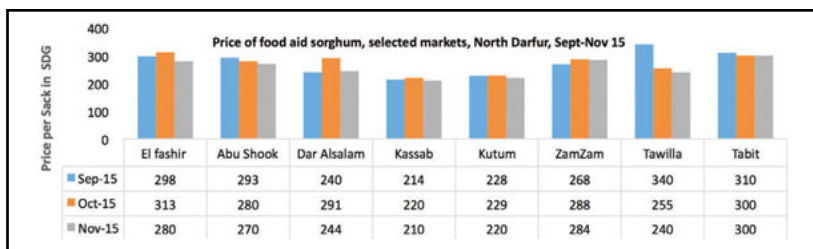


Figure 4: Food aid sorghum prices in selected markets, North Darfur, September to November 2015

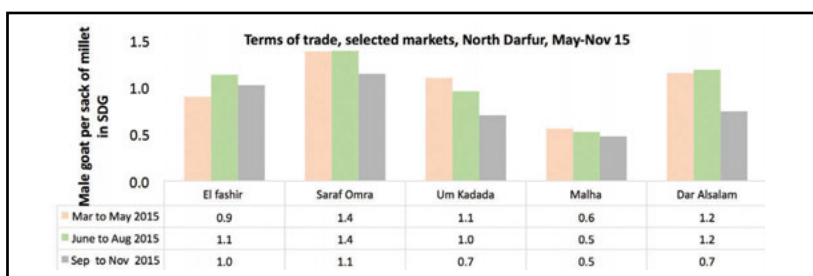


Figure 5: Terms of trade (goats for millet) in selected markets in North Darfur

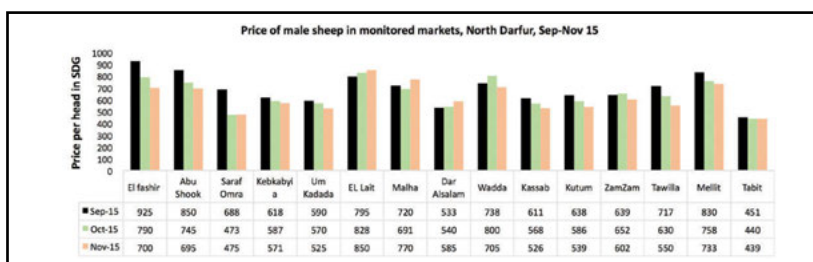


Figure 6: Price of male sheep in monitored markets, North Darfur, September to November 2015

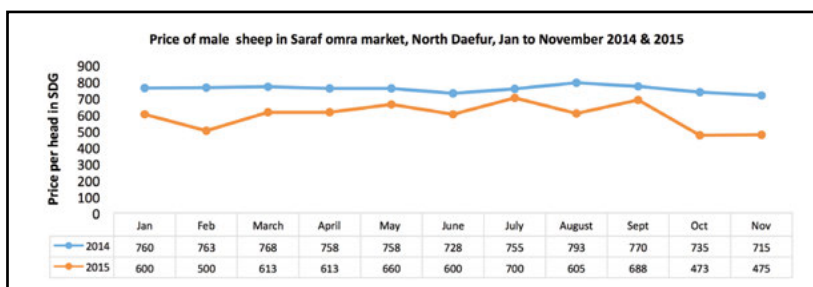


Figure 7: Price of male sheep in Saraf Omra market, North Darfur, January to November 2014 and 2015

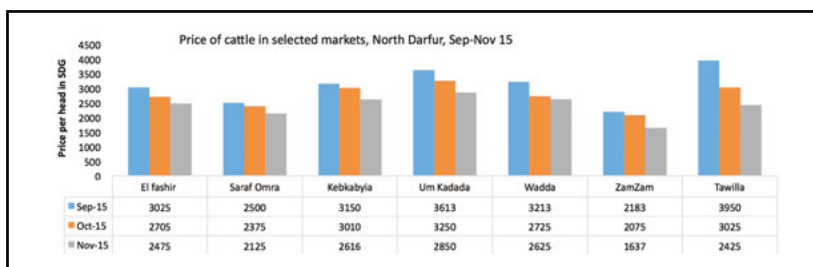


Figure 8: Price of cattle in selected markets, North Darfur, September to November 2015

of labour this year (2015) was lower than last year (2014) in some areas, reflecting the increased number of daily labourers looking for work, yet less work available. This is an indicator of deteriorating food security for those dependent on daily labour for their income. See Table 1.

Market	Activities	Wage rate for daily labouring in SDG 2014	Wage rate for daily labouring in SDG 2015
El Lait	Millet cultivation (harvesting per mukhamas)	150	100
	Groundnut cultivation (harvesting per mukhamas)	250	200
Zamzam	Millet cultivation (harvesting per day)	30- 40	25 - 30
Kutum	Millet cultivation (harvesting per day)	25 - 30	25 - 30

Table 1: Wage rate for daily labouring in selected areas in North Darfur, 2014-2015.

- Trade Routes:** During this quarter the security situation continued to be calm and stable in most monitored markets, which positively impacted trade routes both within North Darfur and connecting North Darfur to other states. Three checkpoints were removed along the trade route connecting El Fashir to Nyala this quarter and more active movement of traders between markets was reported this quarter, for example between Dar Alsalam and Shengil-Tobaya. No new checkpoints were reported this quarter as commodities flowed from production to consumption areas, e.g. onions and millet coming from Saraf Omra and Kebkabiya; fresh tomatoes from Kutum to El Fashir; watermelons from Seraif to El Fashir. Despite the improved security situation and reduced number of checkpoints, transportation costs have not reduced. This is due to some costs still being paid to convoys instead of checkpoints.
- Recommendations:** Due to the poor rainfall, poor harvest and poor pasture this year, close monitoring of food security is strongly recommended in areas worst-affected such as Malha and Um Kadada, as well as Dar Alsalam. Planning for food aid/ interventions may be necessary for areas which are known to be food insecure, such as Malha and Um Kadada.

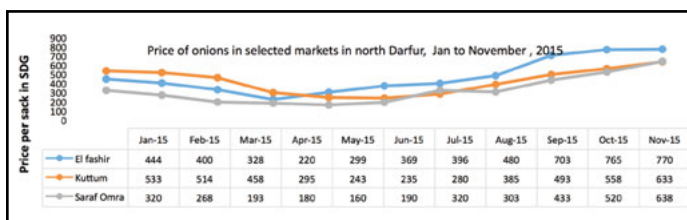


Figure 13: Price of onions in selected markets, North Darfur, January to November, 2015

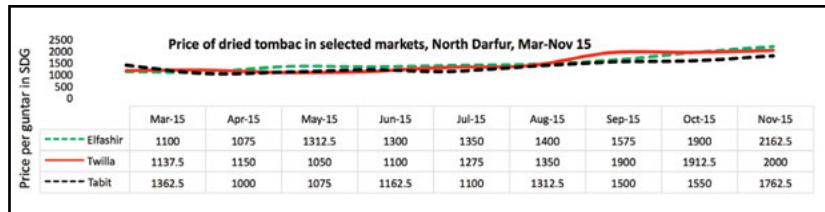


Figure 9: Price of dried tobac in selected markets, North Darfur, March to November 2015

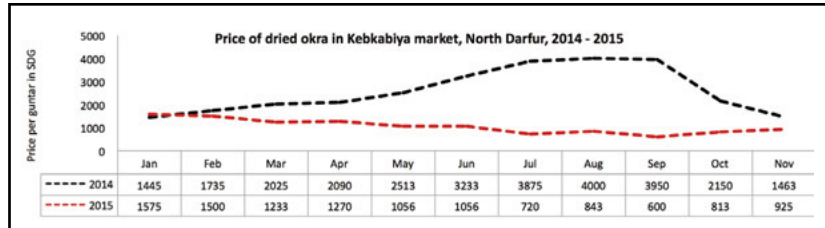


Figure 10: Price of dried okra in Kebkabiya market, North Darfur, 2014 - 2015

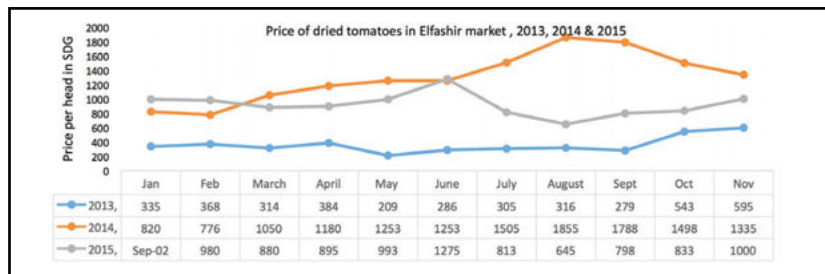


Figure 11: Price of dried tomatoes in El Fashir market, North Darfur, January to November, 2013, 2014 & 2015

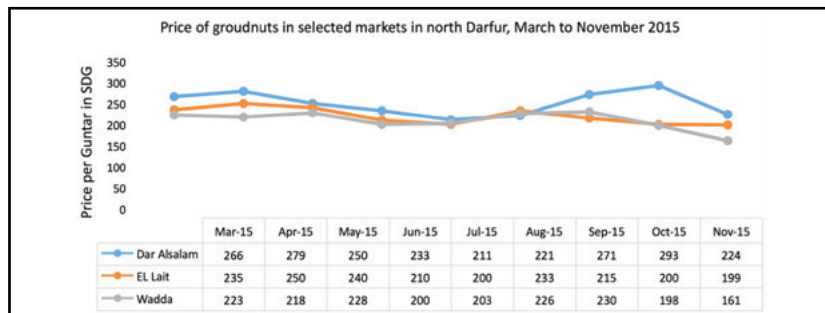


Figure 12: Price of groundnuts in selected markets, North Darfur, March to November, 2015

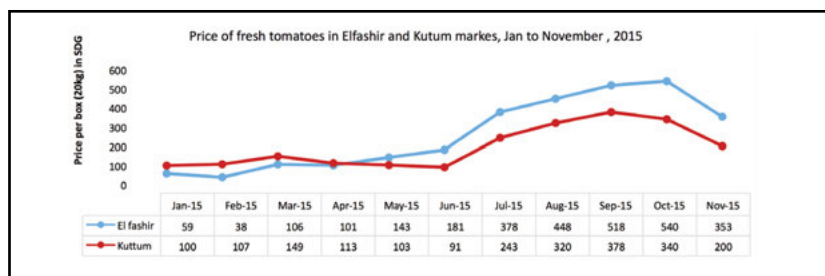


Figure 14: Price of fresh tomatoes in selected markets, North Darfur, January to November, 2015