

Trade and Market Headlines West Darfur



Darfur Development and Reconstruction Agency

www.dra-sudan.org • mzakaria065@gmail.com



September to November 2014

- During this quarter (September to November 2014) **cereal prices** decreased considerably, particularly in November, throughout all monitored markets in West Darfur (with the exception of Beida, where local conditions may have pushed the price up in October). This reflects expectations of a promising harvest, which began in November. For example, millet prices this quarter decreased by 20% in El Geneina market (a consumption area), and by 16% in Seleia market (a production area). See Figures 1 and 2. Likewise, the price of local sorghum decreased by 30% in Forobaranga market, an area of sorghum production. See Figure 3.
- Generally the trend in **livestock prices** this quarter was similar to last quarter: some markets saw prices fluctuate and some reported either stable or slightly decreasing prices. There was a scarcity of livestock traders from Omdurman, and their agents in the livestock market during this quarter, which may have reduced

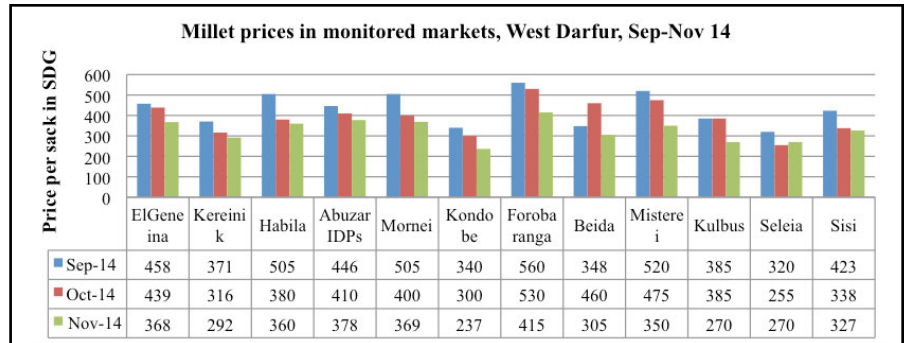


Figure 1: Millet prices in monitored markets, West Darfur, September to November 2014

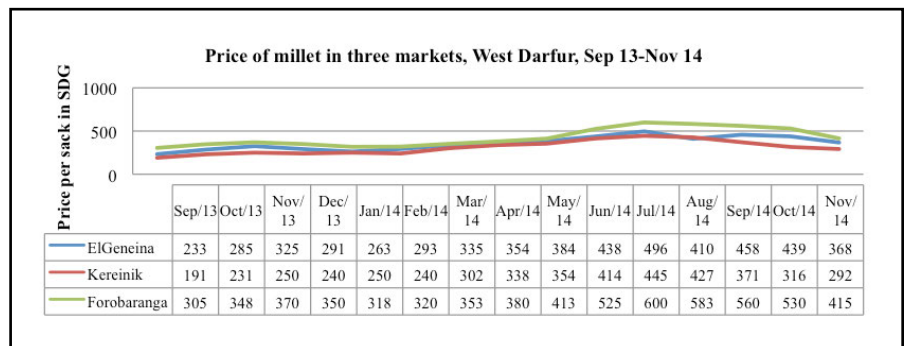


Figure 2: Millet prices in three markets, West Darfur, September 2013 to November 2014

Continued on reverse

Background and methodology

The goal of this community-based market monitoring initiative is to deepen analysis and understanding of the shifting patterns of trade and markets in Darfur, on an ongoing basis for key agricultural and livestock commodities, to identify how livelihoods and the economy can be supported through trade, and to identify peace-building opportunities through trade. Five CBOs plus DRA are monitoring 11 markets across West Darfur, including two markets in IDP camps, on a weekly basis. Quantitative data, for example the price of Darfur's main cereals, livestock, cash crops and fruits and vegetables are collected weekly as well as qualitative data, for example on sources of supply. Some data are collected on a monthly basis, for example transport costs, transport routes and the impact of the conflict on flows of commodities. DRA holds quarterly analysis workshops with the CBO enumerators.

Participating CBOs and the markets they monitor

El Massar Organization for Nomad Development and Environment Conservation (MONEC) [El Geneina, Kereinik and Habila]

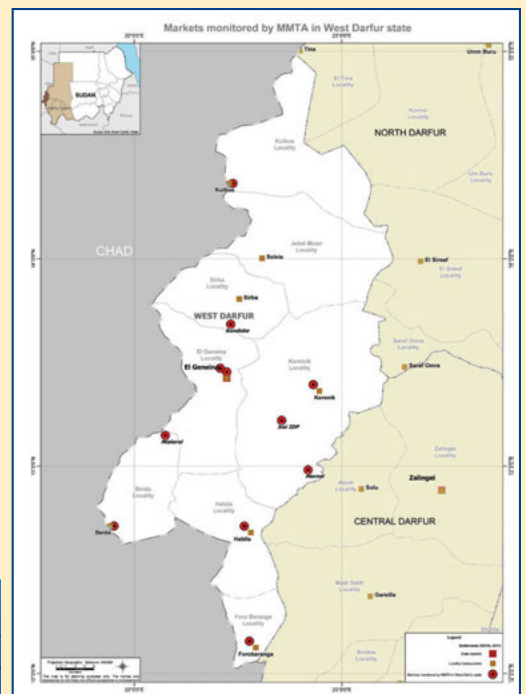
Pioneers of Peace and Development Organization (PPDO) [Mornei and Kirinding IDP camp]

Community Development Association (CDA) [Foro Baranga and Kondobe]

Beida Organization for Relief and Development (BORD) [Beida and Misterei]

Sarabeel Organization for Services and Development (SOSD) [Kulbus]

Darfur Development and Reconstruction Agency (DRA) [El Geneina and Sisi IDP camp]



This project is funded by the EU, with additional funding from UNDP



demand in some markets. The exception was Forobaranga market, where the price of male sheep increased by 7% between September and November because widespread flooding disrupted the supply of sheep to this market. See Figures 4, 5 and 6.

- In terms of **cash crops**, prices of both **dried okra** and **dried tomatoes** noticeably decreased in almost all monitored markets this quarter, reflecting the impact of the harvest season. **Groundnut prices** also decreased this quarter, again owing to the influence of the harvest season.
- In terms of **fresh fruits and vegetables**, **onion prices** rose in most monitored markets, a normal seasonal trend because it is the off-season. **Fresh tomato** prices decreased sharply as this is the harvest season.
- The main source of **daily labouring** this quarter was agricultural operations (crop harvesting).
- The last of the check points on the **trade route** connecting El Geneina to Mornei and Zalingei was removed this quarter and the route was functioning well. This is the first time during the conflict years that this section of the trade route has been clear of check points, and is a sign of the improving security situation.

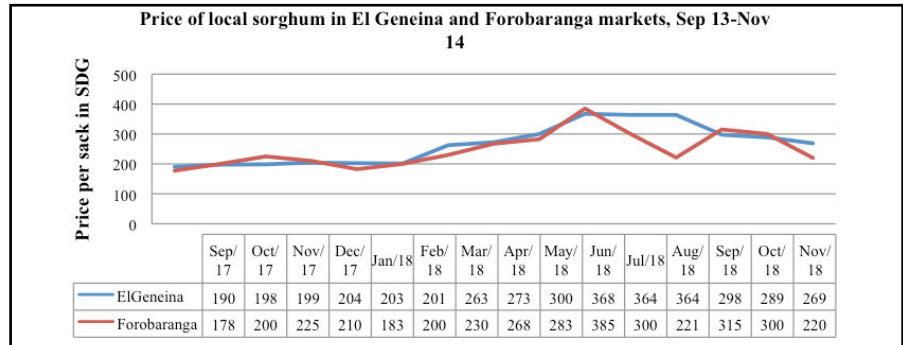


Figure 3: Price of local sorghum in El Geneina and Forobaranga markets, West Darfur, September to November 2014

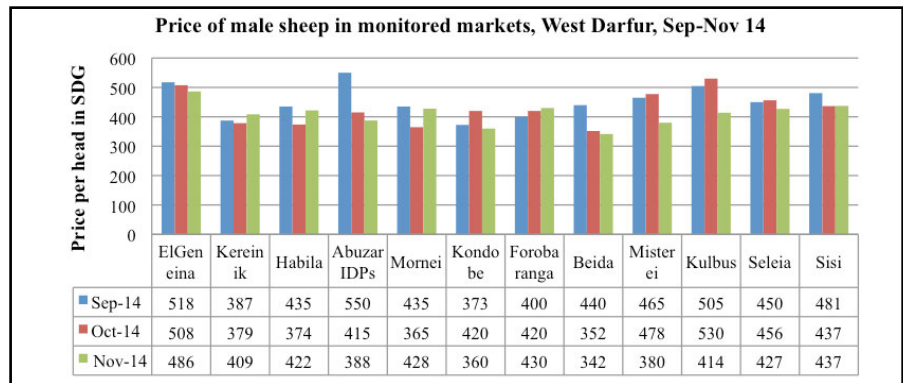


Figure 4: Price of male sheep in monitored markets in West Darfur, September to November 2014

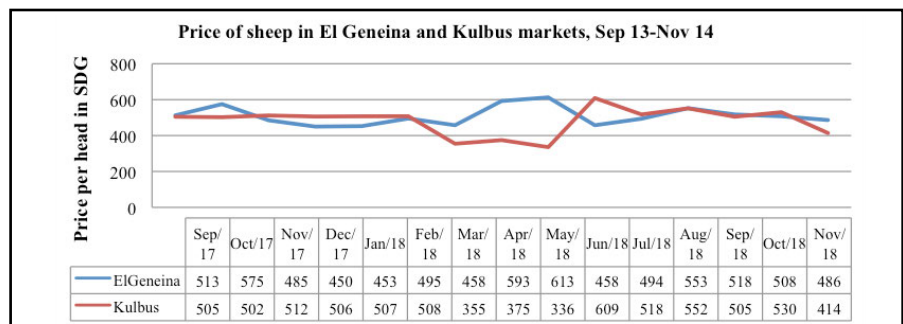


Figure 5: Price of sheep in El Geneina and Kulbus markets, September 2013 to November 2014

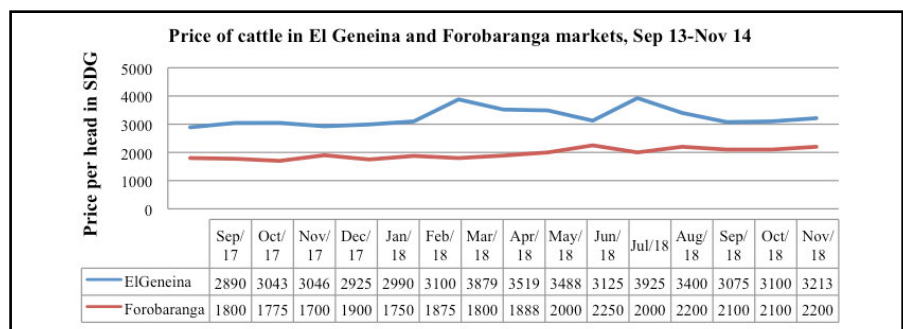


Figure 6: Price of cattle in El Geneina and Forobaranga markets, September 2013 to November 2014