

Trade and Market Headlines East Darfur



Darfur Development and Reconstruction Agency

www.dra-sudan.org • mzakaria065@gmail.com



Gerald J. and Dorothy R. Friedman School of Nutrition Science and Policy



March to May 2015

- Trends in **cereal prices** differed from one market to another in East Darfur this quarter (March to May 2015): in some markets prices decreased, in some they fluctuated and in some they stabilised. These differences reflect the local conditions in the respective market, e.g. availability of cereals, presence of buyers and sellers etc. Additionally the flow of cereals between markets has sometimes been restricted by localised conflict, which thus impacts market integration. The highest prices were reported in Muhagiria (a quarterly average price of SDG 583) and Abu Matarig market (a quarterly average price of SDG 572). The lowest price was reported in Abu Seida market (a quarterly average price of SDG 316). The prices in Muhagiria increased due to high demand: Muhagiria is accessible to traders from three states (North, East and South Darfur). The prices in Abu Matarig, a cash crop area, were high due to a lack of supply. See Figure 1.

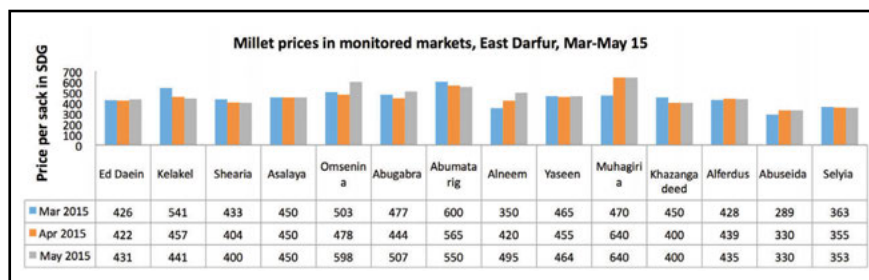


Figure 1: Millet prices in monitored markets, East Darfur, March to May 2015

- Livestock prices** fluctuated in almost all monitored markets this quarter, cattle prices in particular. Possible causes were livestock availability in some

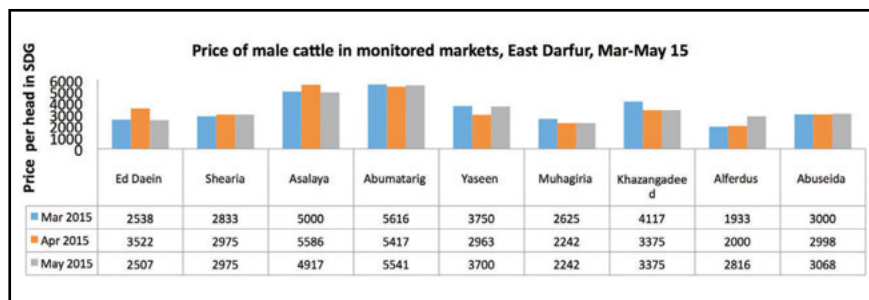


Figure 2: Price of male cattle in monitored markets, East Darfur, March to May 2015

Background and methodology

The goal of this community-based market monitoring initiative is to deepen analysis and understanding of the shifting patterns of trade and markets in Darfur, on an ongoing basis for key agricultural and livestock commodities, to identify how livelihoods and the economy can be supported through trade, and to identify peace-building opportunities through trade. Eleven CBOs/NGOs are monitoring 14 markets across East Darfur on a weekly basis. Quantitative data, for example the price of Darfur's main cereals, livestock, cash crops and fruits and vegetables are collected weekly as well as qualitative data, for example on sources of supply. Some data are collected on a monthly basis, for example transport costs, transport routes and the impact of the conflict on flows of commodities. DDRA holds quarterly analysis workshops with the CBO enumerators.

List of participant CBOs/NGOs, monitoring markets and localities in East Darfur

- Ed Daein — Global Aid Hand
- Alineem — White Hand Organization
- Kelakel and Yaseen — Al Dar Organisation for Development and Reconstruction
- Abumatarig — Altmaas Development Organization
- Alferdus — El Massar Organization for Nomad Development and Environment Conservation
- Asalaya — Massaye Organisation for Women's Development
- Selyia — Alshroog Organisation for Social and Cultural Development
- Abuseida — Massaye for Humanitarian Services
- Abugabra — AlShoaa Organisation
- Shearia, Khazangadeed and Muhagiria — Mercy Organisation for Peace and Development
- Omsenina — Banooon Charity

This project is funded by the EU



Map of monitored markets to be provided next quarter.



www.dra-sudan.org • mzakaria065@gmail.com

markets, the absence of large traders or their agents, and better accessibility to some markets as it is now the dry season. Livestock prices were also affected by the seasonal mobility of herders: markets around which animals gathered saw prices decrease, and prices increased in markets where animals left. See Figures 2 and 3.

- Although the harvest season is gradually phasing out, the price of **cash crops**, groundnuts in particular, were stable across the main monitored markets in East Darfur this quarter. This was due to the effects of a good harvest season last year. Limited export opportunities outside Sudan mean that groundnuts are used for local consumption. See Figure 4. The price of dried okra and dried tomatoes started increasing in secondary markets, reflecting the phasing out of the harvest season. However prices decreased in Ed Daein, a major market with good storage facilities; thus, supplies were made available from the stores of dried okra and dried tomatoes. See Figure 5.
- The **price of onions** fluctuated across the monitored markets in East Darfur this quarter, according to accessibility as most onions are brought into the state from outside. See Figure 6. The price of **fresh tomatoes** continued increasing throughout the state reflecting the off-season, which is normal at this time of year. Fresh tomatoes were completely unavailable in Abu Jabra and Abu Seida market where there is no local production. See Figure 7.
- Agricultural activities (e.g. land preparation), were reported as the main **daily laboring** opportunities this quarter, which is normal at this time of year.
- Although there was insecurity in some areas this quarter, the **trade routes** including the railway were generally stable across East Darfur. The exception to this was the section of the Omdurman-Ed Daein trade route that passes through Adila, which was blocked by localised conflict. This caused a diversion through El Lait, which led to increased prices of commodities brought into East Darfur state from Central Sudan this quarter.

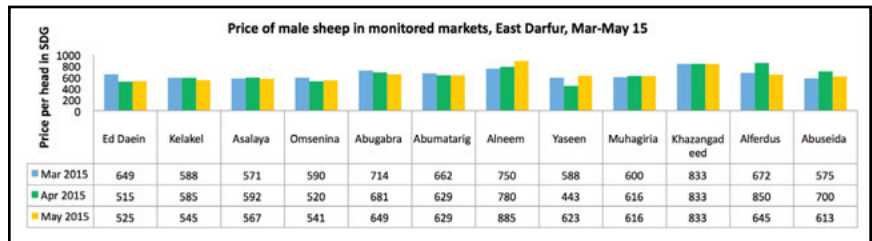


Figure 3: Price of male sheep in monitored markets, East Darfur, March to May 2015

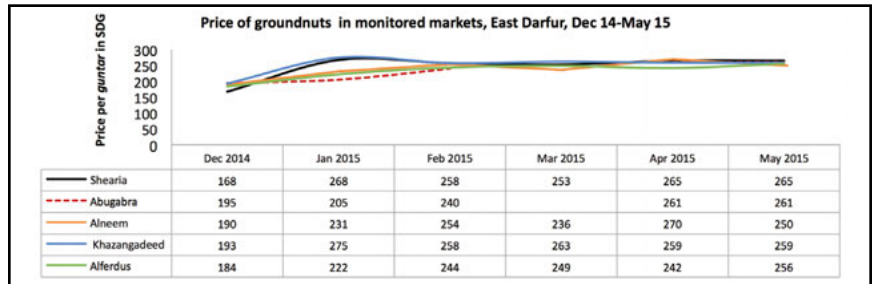


Figure 4: Price of groundnuts in monitored markets, East Darfur, December 2014 to May 2015

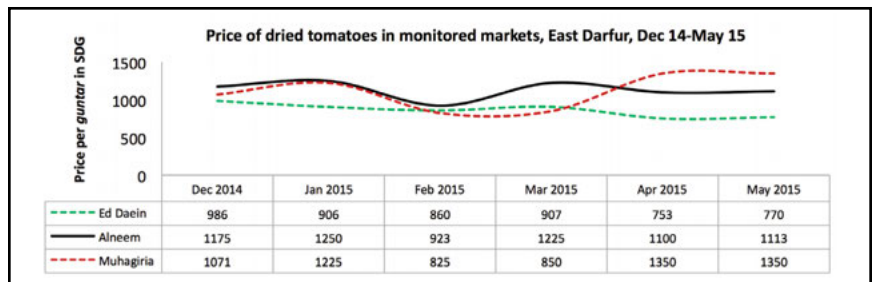


Figure 5: Price of dried tomatoes in monitored markets, East Darfur, December 2014 to May 2015

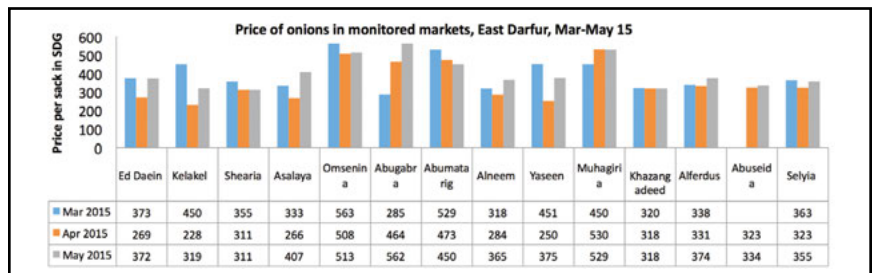


Figure 6: Price of onions in monitored markets, East Darfur, March to May 2015

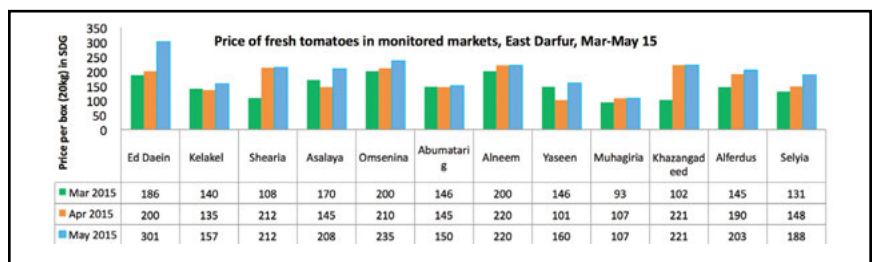


Figure 7: Price of fresh tomatoes in monitored markets, East Darfur, March to May 2015