

Trade and Market Headlines East Darfur



Darfur Development and Reconstruction Agency

www.dra-sudan.org • mzakaria065@gmail.com



Gerald J. and Dorothy R. Friedman School of Nutrition Science and Policy



June to August 2015

- **Cereal prices**, millet in particular, showed an upward trend in most monitored markets in East Darfur this quarter (June to August 2015). There was some stability in prices during June and July, although prices dipped in June in some markets (e.g. Kelakel, Abu Gabra and Yassneen) due to people releasing supplies to the market as the agricultural season started. However, during August an upward trend began. This was mainly due to the poor levels of rainfall compared to the previous season, which led people to predict a poor upcoming harvest season and therefore hold onto cereal supplies. In some areas there was high demand for cereals created by the seasonal mobility of nomads, who gathered around markets such as Abu Gabra, Abumatarek, Selya and Abu Seida, as is normal at this time of year. The highest quarterly average millet price (SDG 630) was reported in Muhagiria (which is not a cereal producing area) while the lowest quarterly average millet price (SDG 359) was reported in Kelakel (a cereal producing area). Those areas that

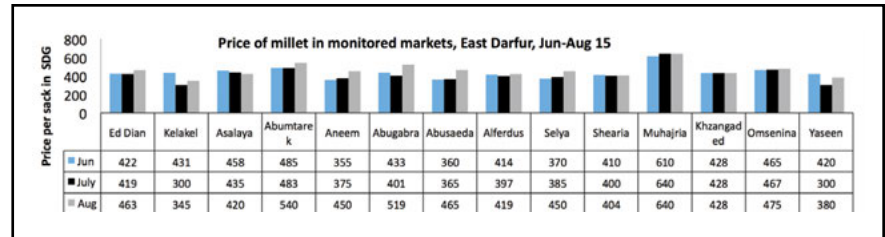


Figure 1: Price of millet in monitored markets, East Darfur, June to August 2015.

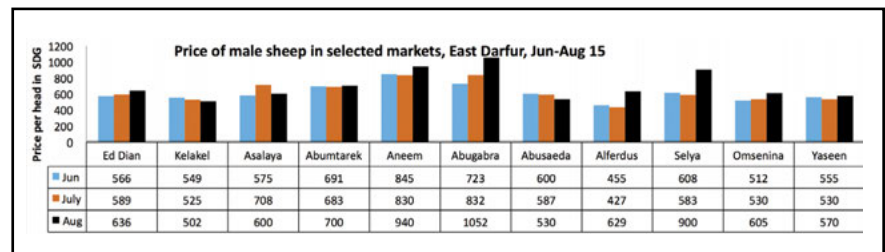


Figure 2: Price of male sheep in selected markets, East Darfur, June to August 2015.

Background and methodology

The goal of this community-based market monitoring initiative is to deepen analysis and understanding of the shifting patterns of trade and markets in Darfur, on an ongoing basis for key agricultural and livestock commodities, to identify how livelihoods and the economy can be supported through trade, and to identify peace-building opportunities through trade. Eleven CBOs/NGOs are monitoring 14 markets across East Darfur on a weekly basis. Quantitative data, for example the price of Darfur's main cereals, livestock, cash crops and fruits and vegetables are collected weekly as well as qualitative data, for example on sources of supply. Some data are collected on a monthly basis, for example transport costs, transport routes and the impact of the conflict on flows of commodities. DDRA holds quarterly analysis workshops with the CBO enumerators.

List of participant CBOs/NGOs, monitoring markets and localities in East Darfur

- Ed Daein — Global Aid Hand
- Aneem — White Hand Organization
- Kelakel and Yaseen — Al Dar Organisation for Development and Reconstruction
- Abumatarig — Altmaas Development Organization
- Alferdus — El Massar Organization for Nomad Development and Environment Conservation
- Asalaya — Massaye Organisation for Women's Development
- Selya — Alshroog Organisation for Social and Cultural Development
- Abuseida — Massaye for Humanitarian Services
- Abugabra — AlShoaa Organisation
- Shearia, Khazangadeed and Muhagiria — Mercy Organisation for Peace and Development
- Omsenina — Banoon Charity

This project is funded by the EU



Map of monitored markets to be provided next quarter.

experienced higher rainfall reported some stability in cereal prices. This was because flooding *wadis* restricted the transportation of cereals out of production areas, so there was just local demand for cereals (e.g. Khazangadeed and Shearia). See Figure 1. The price of locally produced sorghum followed the same trend as millet, while food-aid sorghum was not available in any of the monitored markets in East Darfur this quarter.

- The trend in **livestock prices**, sheep, goats and cattle in particular, differed from market to market across East Darfur this quarter. This was due to the seasonal mobility of livestock, normal at this time of year, as well as this quarter having been the most stable this year (2015) in terms of security. Prices were stable or decreased a little in areas where livestock gathered, and increased in the areas livestock moved away from. Sheep prices in Abu Gabra, Alferdus and Selyia rose sharply in August, as these are the main markets in the area and saw the arrival of large-scale traders to purchase sheep. See Figures 2 and 3.

- The price of **cash crops, groundnuts** in particular, showed an upward trend in the main markets (Ed Daein, Alneem, Alferdus and Selyia), as this is the off-season, and a slight downward trend in the primary markets (Kelakel, Asalaya, Yassneen and Abu Seida), where they are used for local consumption. See Figure 4. The price of **dried okra** and **dried tomatoes** decreased in most monitored markets, as is normal at this time of year, due to the availability of alternatives such as fresh okra during the rainy season. See Figure 5.

- The price of **fruit and vegetables, onions** in particular, continued increasing in almost all monitored markets throughout East Darfur as the off-season phased in. See Figure 6. Also, the price of **fresh tomatoes** sharply increased and they were unavailable in some markets, with potatoes following the same trend. This is normal at this time of year as East Darfur is not a fruit and vegetable producing area. See Figure 7.

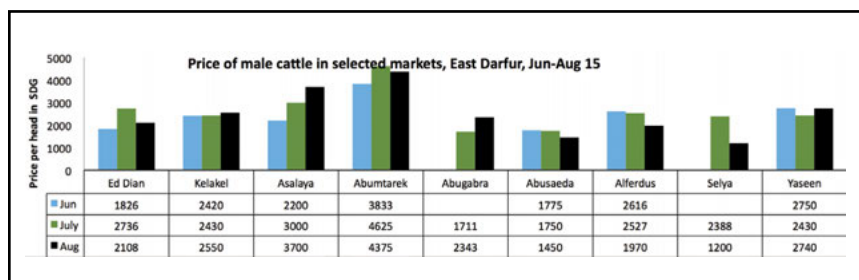


Figure 3: Price of male cattle in selected markets, East Darfur, June to August 2015.

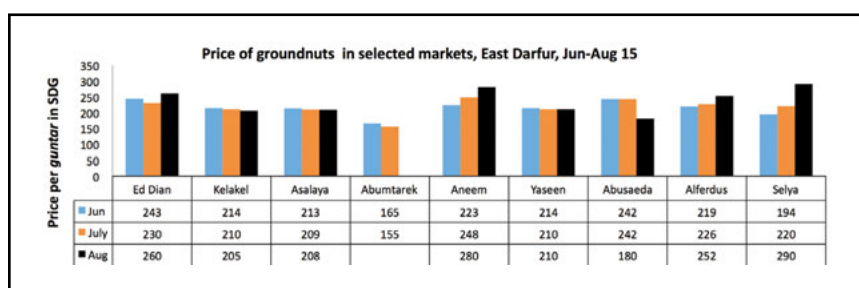


Figure 4: Price of groundnuts in selected markets, East Darfur, June to August 2015.

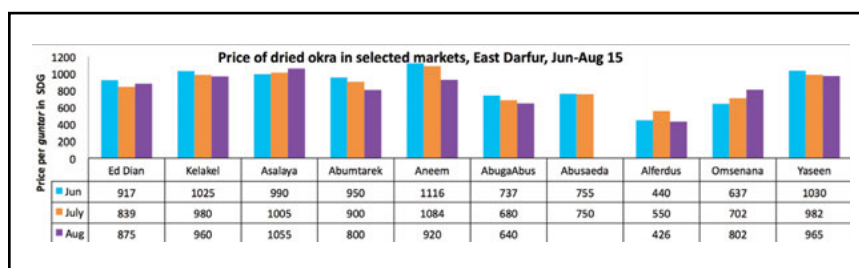


Figure 5: Price of dried okra in selected markets in East Darfur, June to August 2015

- Although this quarter is normally considered the rainy season, most **trade routes** within the state or those connecting East Darfur to other states (including the railway connecting Omdurman to Nyala in South Darfur through Ed Daein in East Darfur) were operational, with no restrictions from flowing *wadis* or security concerns. One exception to this was the route connecting Ed Daein to Omdurman, which remained closed due to localised tribal conflict, as was mentioned last quarter. Other minor routes were restricted by the rains, such as the route connecting Ed Daein to Wau in South Sudan through Samaha. Some other routes within East Darfur reported restrictions due to *wadis* but no closures.
- During this quarter agricultural activities were the main source of **daily labouring** opportunities. East Darfur is mainly a groundnut production area so most labourers were employed on groundnut farms. This created a high demand for labour and the cost was SDG 300-500 per *mukhamas*.

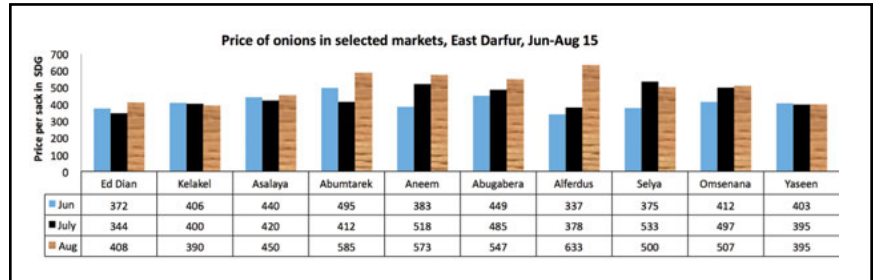


Figure 6: Price of onions in selected markets in East Darfur, June to August 2015.

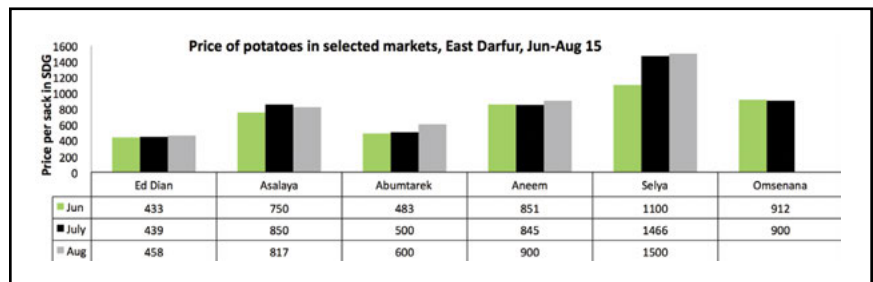


Figure 7: Price of potatoes in selected markets in East Darfur, June to August 2015.